



People 50-Plus Fire Death and Risk Report

A Compilation of State-by-State Data



FEMA

**People 50-Plus Fire Death
and Risk Report**

A Compilation of State-by-State Data

**U.S. Fire Administration
August 2004**

This publication was prepared by Hager Sharp Inc. for A Fire Safety Campaign for People 50-Plus, U.S. Fire Administration.

Contents

Introduction	3
National Fire Data for People 50-Plus	4
State Fire Data for People 65-Plus	5
Tips for Preventing Fire Death and Injury for People 50-Plus	56
State Fire Marshal Offices	57

Introduction

The U. S. Fire Administration (USFA) developed the *People 50-Plus Fire Death and Risk Report* to provide fire educators, journalists, public decision-makers and others with a deeper comprehension of the risk of death from unintentional home fires that older people in our country face. **The reality is that people ages 65 and older are three times as likely to die in an unintentional home fire than the rest of the U.S. population.** Careless smoking, heating and cooking are the leading causes of the approximately 1,100 home fire deaths annually among the 65-plus population.

The report shows the risk nationally for people ages 50 – 64, and details the state-by-state rates for the age groups whose risk escalates with successive decades: 65 – 74-year-olds, 75 – 84-year-olds, and people 85 and older. The report is based on residential fire death numbers for each state provided by the Centers for Disease Control and Prevention.

A Fire Safety Campaign for People 50-Plus aims to raise awareness of the increased risk of fire death for people ages 65 and older, and to inform those who are ages 50 and older of these risks as they plan ahead and care for older loved ones. The campaign's messages focus on safe practices for smoking, cooking and heating the home. The final section of the report provides tips for people ages 50 and older to:

Prevent Fire.
Save Lives.

www.usfa.fema.gov/50Plus

FACT: ADULTS 65 AND OLDER IN THE UNITED STATES ARE MORE THAN 3 TIMES AS LIKELY TO DIE IN A FIRE AS THE REST OF THE NATION'S POPULATION.

Additional United States Fire Facts:

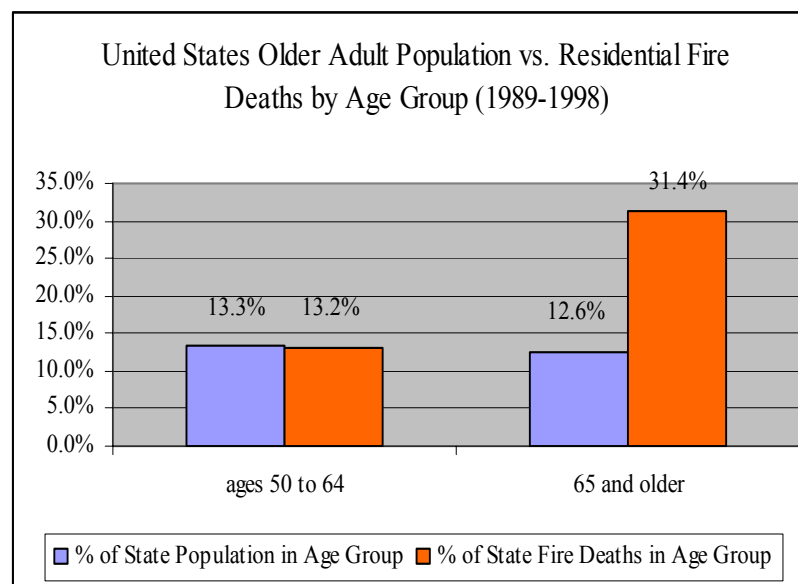
From 1989 to 1998, adults 65 and older made up 31% of the residential fire deaths. There were 35,376 overall residential fire deaths in the United States and of those deaths, 11,100 were adults 65 and older.

The risk of fire death in the United States for adults 65 and older is 1 in 29,663; for the population under age 65, it is 1 in 94,074.

Older adults in the United States are at an increased risk of fire death as compared to the rest of the nation's population:

- Nearly twice the risk for adults 65 to 74
- Nearly 4 times the risk for adults 75 to 84
- More than 5 times the risk for adults 85 and older

United States's aggregated population, 1989-1998, 65 and older [329,256,078]
United States's aggregated population, 1989-1998, under age 65 [2,283,740,793]



National Fire Trends (1989-1998)

The fire death rate for all Americans ages 65 and older is more than 3 times the national average, and it rises as they get older. Adults ages 65 to 74 are nearly twice as likely to die in a home fire as the rest of the population. Adults ages 75 to 84 are nearly 4 times as likely, and after age 85 the rate rises to more than 5 times as likely.

Every year, approximately 1,100 adults ages 65 and older die from residential fires.

Adults Ages 50 to 64

Adults between the ages of 50 and 64 are approaching the high-risk group. From 1989 to 1998, 4,761 adults 50 to 64 years old died from residential fires. This group accounted for 13% of the population and the fire deaths. Their fire death rate will increase with age.



Source:
Residential fire death and population data provided by the Centers for Disease Control and Prevention. Web-based Injury Statistics Query and Reporting System (WISQARS) [Online]. (2002). National Center for Injury Prevention and Control, Centers for Disease Control and Prevention (producer). Available from: URL: www.cdc.gov/nceip/wisqars. ICD-9 Codes: E890-E899 and place of accident: home. Rates based on 20 or fewer deaths are considered by the National Center for Health Statistics to be statistically unreliable.

Note:
A 10-year span of data is presented to more accurately depict the risk of residential fire death in a given state. CDC data was drawn from 1989 through 1998, using the International Classification of Disease-9th Revision coding method. The ICD-9 codes include code sets for types of disease, injuries, and poisonings as well as external cause of injury (E codes). Produced by: Office of Statistics and Programming, National Center for Injury Prevention and Control, CDC Data Source: NCHS Vital Statistics System for numbers of deaths. Bureau of Census for population estimates.

FACT: ADULTS 65 AND OLDER IN ALABAMA ARE 4 TIMES AS LIKELY TO DIE IN A FIRE AS THE REST OF THE STATE'S POPULATION.

Additional Alabama Fire Facts:

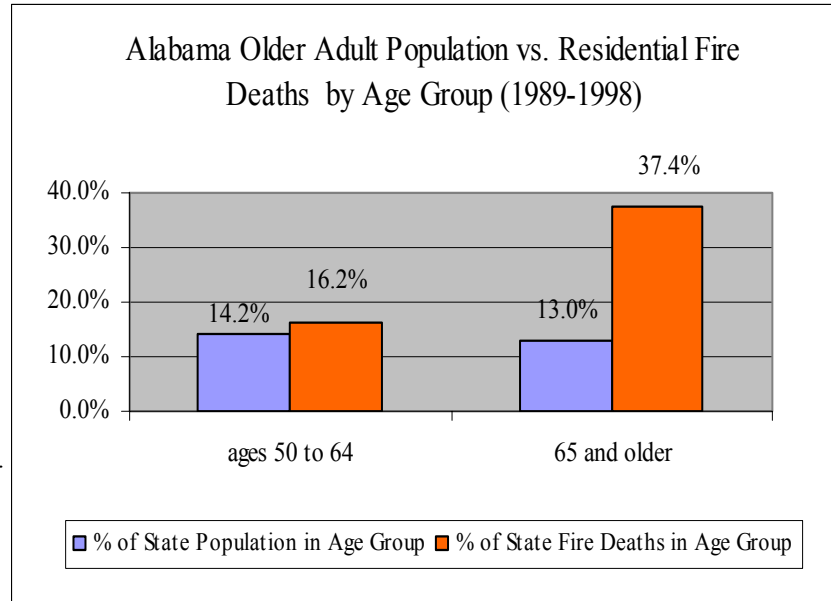
From 1989 to 1998, adults 65 and older made up 37% of the residential fire deaths. There were 1,102 overall residential fire deaths in Alabama and of those deaths, 412 were adults 65 and older.

The risk of fire death in Alabama for adults 65 and older is 1 in 13,309; for the population under age 65, it is 1 in 53,223.

Older adults in Alabama are at an increased risk of fire death as compared to the rest of the state's population:

- Nearly twice the risk for adults 65 to 74
- Nearly 4 times the risk for adults 75 to 84
- More than 7.5 times the risk for adults 85 and older

Alabama's aggregated population, 1989-1998, 65 and older [5,483,154]
Alabama's aggregated population, 1989-1998, under age 65 [36,723,722]



National Fire Trends (1989-1998)

The fire death rate for all Americans ages 65 and older is more than 3 times the national average, and it rises as they get older. Adults ages 65 to 74 are nearly twice as likely to die in a home fire as the rest of the population. Adults ages 75 to 84 are nearly 4 times as likely, and after age 85 the rate rises to more than 5 times as likely.

Every year, approximately 1,100 adults ages 65 and older die from residential fires.

Adults Ages 50 to 64

Adults between the ages of 50 and 64 are approaching the high-risk group. From 1989 to 1998, 4,761 adults 50 to 64 years old died from residential fires. This group accounted for 13% of the population and the fire deaths. Their fire death rate will increase with age.



FEMA

Source:

Residential fire death and population data provided by the Centers for Disease Control and Prevention. Web-based Injury Statistics Query and Reporting System (WISQARS) [Online]. (2002). National Center for Injury Prevention and Control, Centers for Disease Control and Prevention (producer). Available from: URL: www.cdc.gov/nceip/wisqars. ICD-9 Codes: E890-E899 and place of accident: home. Rates based on 20 or fewer deaths are considered by the National Center for Health Statistics to be statistically unreliable.

Note:

A 10-year span of data is presented to more accurately depict the risk of residential fire death in a given state. CDC data was drawn from 1989 through 1998, using the International Classification of Disease-9th Revision coding method. The ICD-9 codes include code sets for types of disease, injuries, and poisonings as well as external cause of injury (E codes). Produced by: Office of Statistics and Programming, National Center for Injury Prevention and Control, CDC Data Source: NCHS Vital Statistics System for numbers of deaths. Bureau of Census for population estimates.

FACT: ADULTS 65 AND OLDER IN ALASKA ARE 3.5 TIMES AS LIKELY TO DIE IN A FIRE AS THE REST OF THE STATE'S POPULATION.

Additional Alaska Fire Facts:

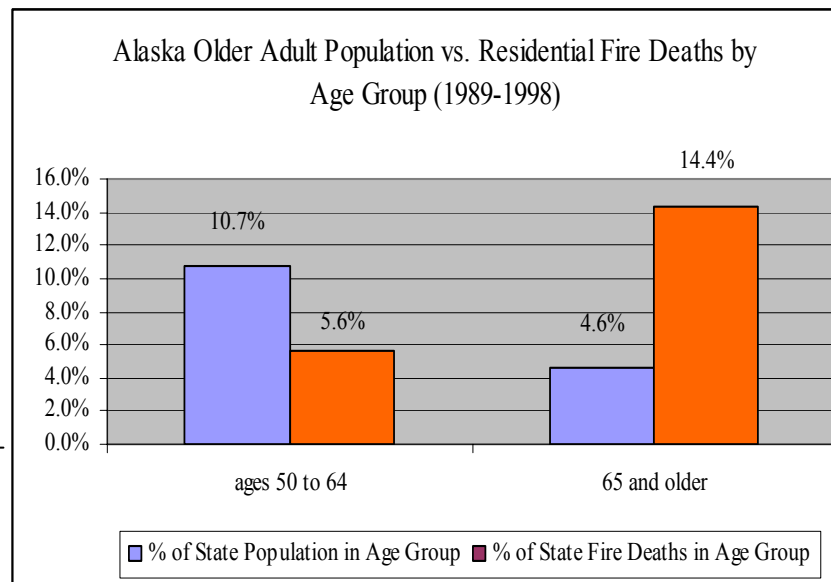
From 1989 to 1998, adults 65 and older made up 14% of the residential fire deaths. There were 160 overall residential fire deaths in Alaska and of those deaths, 23 were adults 65 and older.

The risk of fire death in Alaska for adults 65 and older is 1 in 11,731; for the population under age 65, it is 1 in 41,153.

Older adults in Alaska are at an increased risk of fire death as compared to the rest of the state's population:

- Nearly 3 times the risk for adults 65 to 74
- Nearly 5 times the risk for adults 75 to 84
- More than twice the risk for adults 85 and older

Alaska's aggregated population, 1989-1998, 65 and older [269,814]
Alaska's aggregated population, 1989-1998, under age 65 [5,638,007]



National Fire Trends (1989-1998)

The fire death rate for all Americans ages 65 and older is more than 3 times the national average, and it rises as they get older. Adults ages 65 to 74 are nearly twice as likely to die in a home fire as the rest of the population. Adults ages 75 to 84 are nearly 4 times as likely, and after age 85 the rate rises to more than 5 times as likely.

Every year, approximately 1,100 adults ages 65 and older die from residential fires.

Adults Ages 50 to 64

Adults between the ages of 50 and 64 are approaching the high-risk group. From 1989 to 1998, 4,761 adults 50 to 64 years old died from residential fires. This group accounted for 13% of the population and the fire deaths. Their fire death rate will increase with age.



Source:

Residential fire death and population data provided by the Centers for Disease Control and Prevention. Web-based Injury Statistics Query and Reporting System (WISQARS) [Online]. (2002). National Center for Injury Prevention and Control, Centers for Disease Control and Prevention (producer). Available from: URL: www.cdc.gov/nceip/wisqars. ICD-9 Codes: E890-E899 and place of accident: home. Rates based on 20 or fewer deaths are considered by the National Center for Health Statistics to be statistically unreliable.

Note:

A 10-year span of data is presented to more accurately depict the risk of residential fire death in a given state. CDC data was drawn from 1989 through 1998, using the International Classification of Disease-9th Revision coding method. The ICD-9 codes include code sets for types of disease, injuries, and poisonings as well as external cause of injury (E codes). Produced by: Office of Statistics and Programming, National Center for Injury Prevention and Control, CDC Data Source: NCHS Vital Statistics System for numbers of deaths. Bureau of Census for population estimates.

FACT: ADULTS 65 AND OLDER IN ARIZONA ARE MORE THAN 2.5 TIMES AS LIKELY TO DIE IN A FIRE AS THE REST OF THE STATE'S POPULATION.

Additional Arizona Fire Facts:

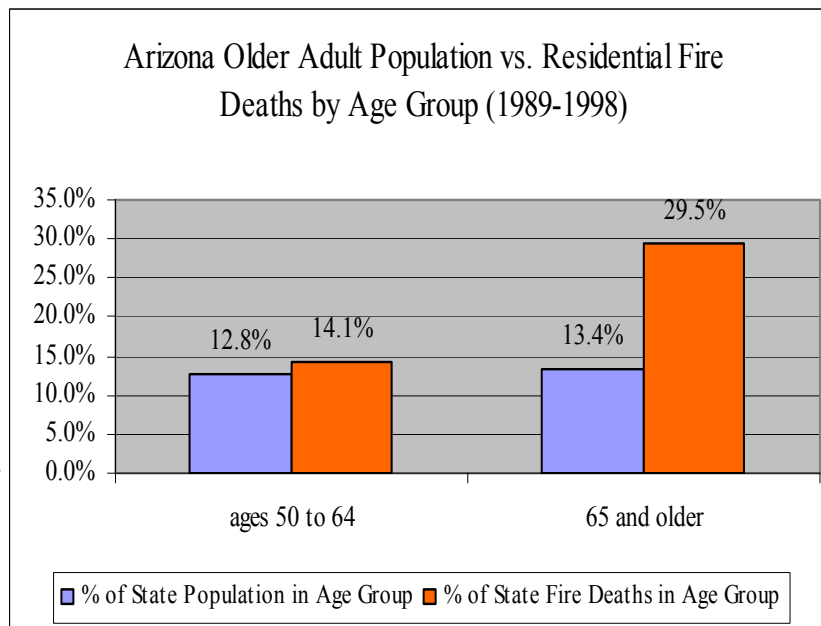
From 1989 to 1998, adults 65 and older made up 30% of the residential fire deaths. There were 369 overall residential fire deaths in Arizona and of those deaths, 109 were adults 65 and older.

The risk of fire death in Arizona for adults 65 and older is 1 in 51,391; for the population under age 65, it is 1 in 139,824.

Older adults in Arizona are at an increased risk of fire death as compared to the rest of the state's population:

- Nearly twice the risk for adults 65 to 74
- More than twice the risk for adults 75 to 84
- More than 5.5 times the risk for adults 85 and older

Arizona's aggregated population, 1989-1998, 65 and older [5,601,612]
Arizona's aggregated population, 1989-1998, under age 65 [36,354,241]



National Fire Trends (1989-1998)

The fire death rate for all Americans ages 65 and older is more than 3 times the national average, and it rises as they get older. Adults ages 65 to 74 are nearly twice as likely to die in a home fire as the rest of the population. Adults ages 75 to 84 are nearly 4 times as likely, and after age 85 the rate rises to more than 5 times as likely.

Every year, approximately 1,100 adults ages 65 and older die from residential fires.

Adults Ages 50 to 64

Adults between the ages of 50 and 64 are approaching the high-risk group. From 1989 to 1998, 4,761 adults 50 to 64 years old died from residential fires. This group accounted for 13% of the population and the fire deaths. Their fire death rate will increase with age.



FEMA

Source:

Residential fire death and population data provided by the Centers for Disease Control and Prevention. Web-based Injury Statistics Query and Reporting System (WISQARS) [Online]. (2002). National Center for Injury Prevention and Control, Centers for Disease Control and Prevention (producer). Available from: URL: www.cdc.gov/nceip/wisqars. ICD-9 Codes: E890-E899 and place of accident: home. Rates based on 20 or fewer deaths are considered by the National Center for Health Statistics to be statistically unreliable.

Note:

A 10-year span of data is presented to more accurately depict the risk of residential fire death in a given state. CDC data was drawn from 1989 through 1998, using the International Classification of Disease-9th Revision coding method. The ICD-9 codes include code sets for types of disease, injuries, and poisonings as well as external cause of injury (E codes). Produced by: Office of Statistics and Programming, National Center for Injury Prevention and Control, CDC Data Source: NCHS Vital Statistics System for numbers of deaths. Bureau of Census for population estimates.

FACT: ADULTS 65 AND OLDER IN ARKANSAS ARE MORE THAN 2.5 TIMES AS LIKELY TO DIE IN A FIRE AS THE REST OF THE STATE'S POPULATION.

Additional Arkansas Fire Facts:

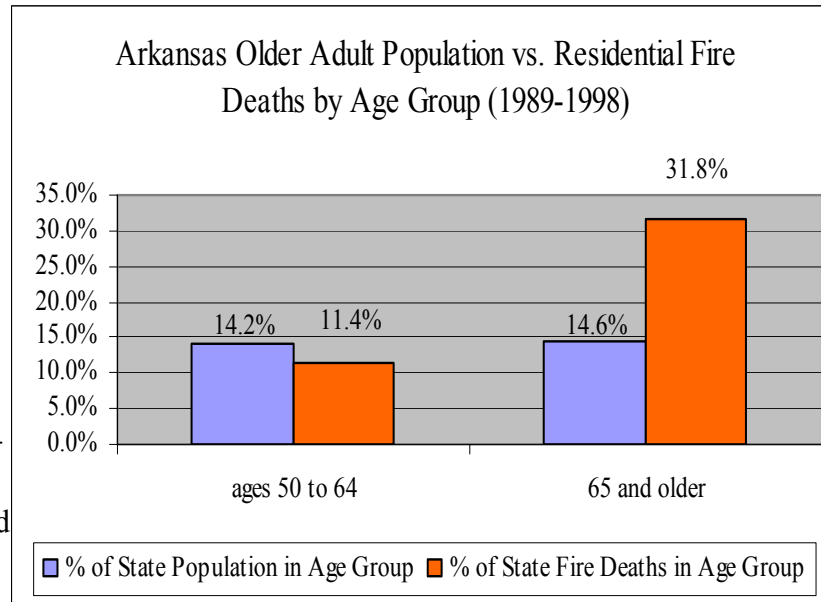
From 1989 to 1998, adults 65 and older made up 32% of the residential fire deaths. There were 625 overall residential fire deaths in Arkansas and of those deaths, 199 were adults 65 and older.

The risk of fire death in Arkansas for adults 65 and older is 1 in 18,182; for the population under age 65, it is 1 in 49,687.

Older adults in Arkansas are at an increased risk of fire death as compared to the rest of the state's population:

- Nearly 1.5 times the risk for adults 65 to 74
- More than 2.5 times the risk for adults 75 to 84
- More than 5.5 times the risk for adults 85 and older

Arkansas's aggregated population, 1989-1998, 65 and older [3,618,248]
Arkansas's aggregated population, 1989-1998, under age 65 [21,166,824]



National Fire Trends (1989-1998)

The fire death rate for all Americans ages 65 and older is more than 3 times the national average, and it rises as they get older. Adults ages 65 to 74 are nearly twice as likely to die in a home fire as the rest of the population. Adults ages 75 to 84 are nearly 4 times as likely, and after age 85 the rate rises to more than 5 times as likely.

Every year, approximately 1,100 adults ages 65 and older die from residential fires.

Adults Ages 50 to 64

Adults between the ages of 50 and 64 are approaching the high-risk group. From 1989 to 1998, 4,761 adults 50 to 64 years old died from residential fires. This group accounted for 13% of the population and the fire deaths. Their fire death rate will increase with age.



FEMA

Source:

Residential fire death and population data provided by the Centers for Disease Control and Prevention. Web-based Injury Statistics Query and Reporting System (WISQARS) [Online]. (2002). National Center for Injury Prevention and Control, Centers for Disease Control and Prevention (producer). Available from: URL: www.cdc.gov/nceip/wisqars. ICD-9 Codes: E890-E899 and place of accident: home. Rates based on 20 or fewer deaths are considered by the National Center for Health Statistics to be statistically unreliable.

Note:

A 10-year span of data is presented to more accurately depict the risk of residential fire death in a given state. CDC data was drawn from 1989 through 1998, using the International Classification of Disease-9th Revision coding method. The ICD-9 codes include code sets for types of disease, injuries, and poisonings as well as external cause of injury (E codes). Produced by: Office of Statistics and Programming, National Center for Injury Prevention and Control, CDC Data Source: NCHS Vital Statistics System for numbers of deaths. Bureau of Census for population estimates.

FACT: ADULTS 65 AND OLDER IN CALIFORNIA ARE MORE THAN 5 TIMES AS LIKELY TO DIE IN A FIRE AS THE REST OF THE STATE'S POPULATION.

Additional California Fire Facts:

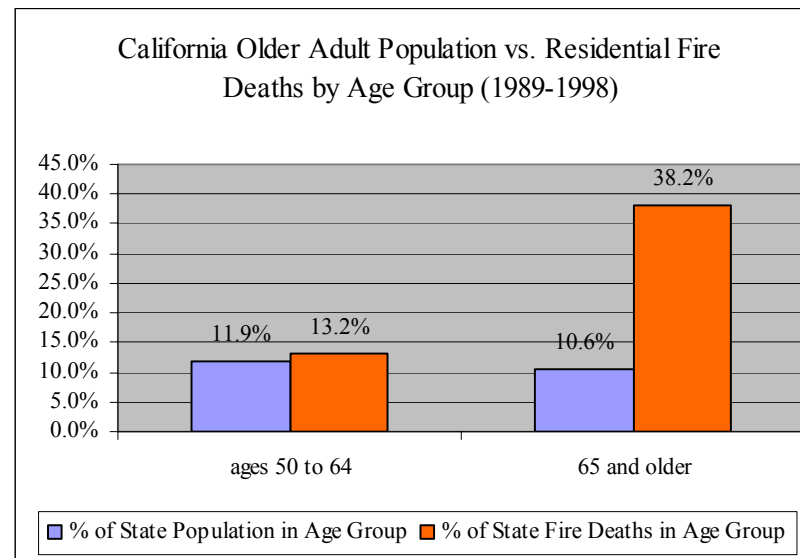
From 1989 to 1998, adults 65 and older made up 38% of the residential fire deaths. There were 2,131 overall residential fire deaths in California and of those deaths, 813 were adults 65 and older.

The risk of fire death in California for adults 65 and older is 1 in 40,772; for the population under age 65, it is 1 in 211,999.

Older adults in California are at an increased risk of fire death as compared to the rest of the state's population:

- Exactly 2.5 times the risk for adults 65 to 74
- More than 5 times the risk for adults 75 to 84
- More than 8.5 times the risk for adults 85 and older

California's aggregated population, 1989-1998, 65 and older [33,147,396]
California's aggregated population, 1989-1998, under age 65 [279,414,692]



National Fire Trends (1989-1998)

The fire death rate for all Americans ages 65 and older is more than 3 times the national average, and it rises as they get older. Adults ages 65 to 74 are nearly twice as likely to die in a home fire as the rest of the population. Adults ages 75 to 84 are nearly 4 times as likely, and after age 85 the rate rises to more than 5 times as likely.

Every year, approximately 1,100 adults ages 65 and older die from residential fires.

Adults Ages 50 to 64

Adults between the ages of 50 and 64 are approaching the high-risk group. From 1989 to 1998, 4,761 adults 50 to 64 years old died from residential fires. This group accounted for 13% of the population and the fire deaths. Their fire death rate will increase with age.



FEMA

Source:

Residential fire death and population data provided by the Centers for Disease Control and Prevention. Web-based Injury Statistics Query and Reporting System (WISQARS) [Online]. (2002). National Center for Injury Prevention and Control, Centers for Disease Control and Prevention (producer). Available from: URL: www.cdc.gov/nceip/wisqars. ICD-9 Codes: E890-E899 and place of accident: home. Rates based on 20 or fewer deaths are considered by the National Center for Health Statistics to be statistically unreliable.

Note:

A 10-year span of data is presented to more accurately depict the risk of residential fire death in a given state. CDC data was drawn from 1989 through 1998, using the International Classification of Disease-9th Revision coding method. The ICD-9 codes include code sets for types of disease, injuries, and poisonings as well as external cause of injury (E codes). Produced by: Office of Statistics and Programming, National Center for Injury Prevention and Control, CDC Data Source: NCHS Vital Statistics System for numbers of deaths. Bureau of Census for population estimates.

FACT: ADULTS 65 AND OLDER IN COLORADO ARE MORE THAN 6 TIMES AS LIKELY TO DIE IN A FIRE AS THE REST OF THE STATE'S POPULATION.

Additional Colorado Fire Facts:

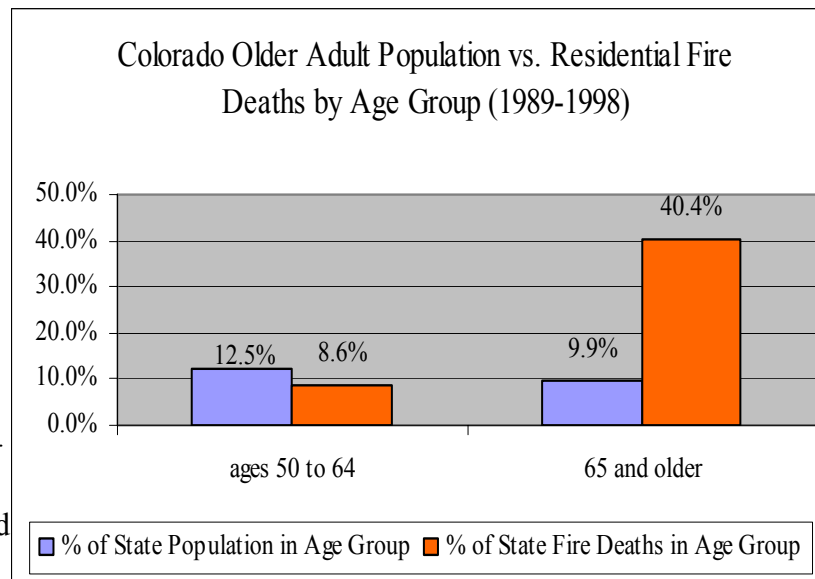
From 1989 to 1998, adults 65 and older made up 40% of the residential fire deaths. There were 198 overall residential fire deaths in Colorado and of those deaths, 80 were adults 65 and older.

The risk of fire death in Colorado for adults 65 and older is 1 in 45,488; for the population under age 65, it is 1 in 280,027.

Older adults in Colorado are at an increased risk of fire death as compared to the rest of the state's population:

- More than 1.5 times the risk for adults 65 to 74
- More than 5.5 times the risk for adults 75 to 84
- Exactly 17.5 times the risk for adults 85 and older

Colorado's aggregated population, 1989-1998, 65 and older [3,639,057]
Colorado's aggregated population, 1989-1998, under age 65 [33,043,144]



National Fire Trends (1989-1998)

The fire death rate for all Americans ages 65 and older is more than 3 times the national average, and it rises as they get older. Adults ages 65 to 74 are nearly twice as likely to die in a home fire as the rest of the population. Adults ages 75 to 84 are nearly 4 times as likely, and after age 85 the rate rises to more than 5 times as likely.

Every year, approximately 1,100 adults ages 65 and older die from residential fires.

Adults Ages 50 to 64

Adults between the ages of 50 and 64 are approaching the high-risk group. From 1989 to 1998, 4,761 adults 50 to 64 years old died from residential fires. This group accounted for 13% of the population and the fire deaths. Their fire death rate will increase with age.



Source:

Residential fire death and population data provided by the Centers for Disease Control and Prevention. Web-based Injury Statistics Query and Reporting System (WISQARS) [Online]. (2002). National Center for Injury Prevention and Control, Centers for Disease Control and Prevention (producer). Available from: URL: www.cdc.gov/nceip/wisqars. ICD-9 Codes: E890-E899 and place of accident: home. Rates based on 20 or fewer deaths are considered by the National Center for Health Statistics to be statistically unreliable.

Note:

A 10-year span of data is presented to more accurately depict the risk of residential fire death in a given state. CDC data was drawn from 1989 through 1998, using the International Classification of Disease-9th Revision coding method. The ICD-9 codes include code sets for types of disease, injuries, and poisonings as well as external cause of injury (E codes). Produced by: Office of Statistics and Programming, National Center for Injury Prevention and Control, CDC Data Source: NCHS Vital Statistics System for numbers of deaths. Bureau of Census for population estimates.

FACT: ADULTS 65 AND OLDER IN CONNECTICUT ARE MORE THAN 2.5 TIMES AS LIKELY TO DIE IN A FIRE AS THE REST OF THE STATE'S POPULATION.

Additional Connecticut Fire Facts:

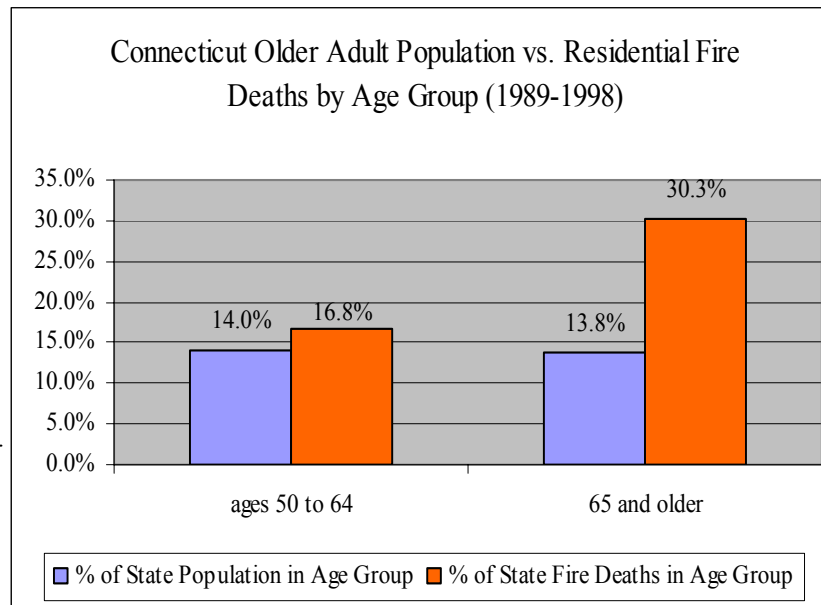
From 1989 to 1998, adults 65 and older made up 30% of the residential fire deaths. There were 304 overall residential fire deaths in Connecticut and of those deaths, 92 were adults 65 and older.

The risk of fire death in Connecticut for adults 65 and older is 1 in 49,914; for the population under age 65, it is 1 in 134,834.

Older adults in Connecticut are at an increased risk of fire death as compared to the rest of the state's population:

- Nearly twice the risk for adults 65 to 74
- Nearly 3 times the risk for adults 75 to 84
- More than 3 times the risk for adults 85 and older

Connecticut's aggregated population, 1989-1998, 65 and older [4,592,128]
Connecticut's aggregated population, 1989-1998, under age 65 [28,584,771]



National Fire Trends (1989-1998)

The fire death rate for all Americans ages 65 and older is more than 3 times the national average, and it rises as they get older. Adults ages 65 to 74 are nearly twice as likely to die in a home fire as the rest of the population. Adults ages 75 to 84 are nearly 4 times as likely, and after age 85 the rate rises to more than 5 times as likely.

Every year, approximately 1,100 adults ages 65 and older die from residential fires.

Adults Ages 50 to 64

Adults between the ages of 50 and 64 are approaching the high-risk group. From 1989 to 1998, 4,761 adults 50 to 64 years old died from residential fires. This group accounted for 13% of the population and the fire deaths. Their fire death rate will increase with age.



FEMA

Source:

Residential fire death and population data provided by the Centers for Disease Control and Prevention. Web-based Injury Statistics Query and Reporting System (WISQARS) [Online]. (2002). National Center for Injury Prevention and Control, Centers for Disease Control and Prevention (producer). Available from: URL: www.cdc.gov/nceip/wisqars. ICD-9 Codes: E890-E899 and place of accident: home. Rates based on 20 or fewer deaths are considered by the National Center for Health Statistics to be statistically unreliable.

Note:

A 10-year span of data is presented to more accurately depict the risk of residential fire death in a given state. CDC data was drawn from 1989 through 1998, using the International Classification of Disease-9th Revision coding method. The ICD-9 codes include code sets for types of disease, injuries, and poisonings as well as external cause of injury (E codes). Produced by: Office of Statistics and Programming, National Center for Injury Prevention and Control, CDC Data Source: NCHS Vital Statistics System for numbers of deaths. Bureau of Census for population estimates.

FACT: ADULTS 65 AND OLDER IN THE DISTRICT OF COLUMBIA ARE NEARLY 5 TIMES AS LIKELY TO DIE IN A FIRE AS THE REST OF THE DISTRICT'S POPULATION.

Additional District of Columbia Fire Facts:

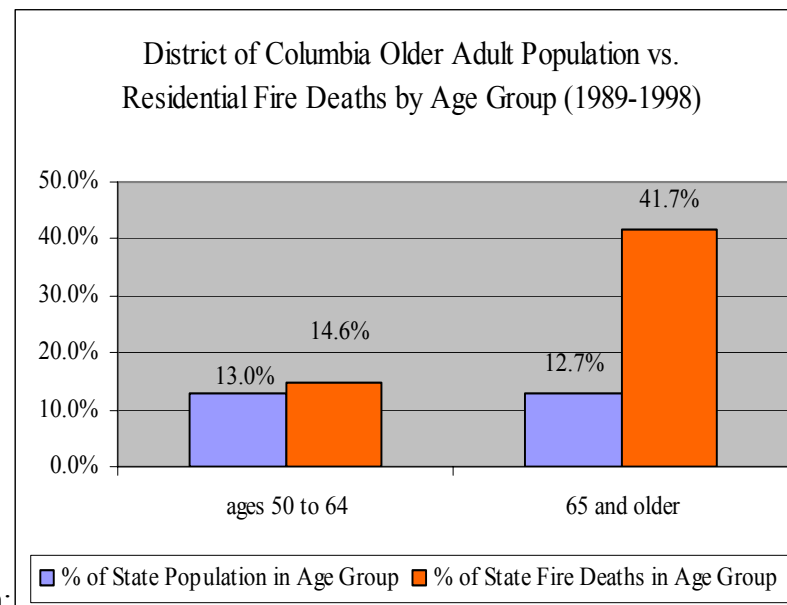
From 1989 to 1998, adults 65 and older made up 42% of the residential fire deaths. There were 96 overall residential fire deaths in District of Columbia and of those deaths, 40 were adults 65 and older.

The risk of fire death in the District of Columbia for adults 65 and older is 1 in 18,667; for the population under age 65, it is 1 in 91,966.

Older adults in the District of Columbia are at an increased risk of fire death as compared to the rest of the state's population:

- **More than 1.5 times the risk for adults 65 to 74**
- **More than 6 times the risk for adults 75 to 84**
- **Are 6.5 times the risk for adults 85 and older**

DC's aggregated population, 1989-1998, 65 and older [746,699]
DC's aggregated population, 1989-1998, under age 65 [5,150,120]



National Fire Trends (1989-1998)

The fire death rate for all Americans ages 65 and older is more than 3 times the national average, and it rises as they get older. Adults ages 65 to 74 are nearly twice as likely to die in a home fire as the rest of the population. Adults ages 75 to 84 are nearly 4 times as likely, and after age 85 the rate rises to more than 5 times as likely.

Every year, approximately 1,100 adults ages 65 and older die from residential fires.

Adults Ages 50 to 64

Adults between the ages of 50 and 64 are approaching the high-risk group. From 1989 to 1998, 4,761 adults 50 to 64 years old died from residential fires. This group accounted for 13% of the population and the fire deaths. Their fire death rate will increase with age.



Source:

Residential fire death and population data provided by the Centers for Disease Control and Prevention. Web-based Injury Statistics Query and Reporting System (WISQARS) [Online]. (2002). National Center for Injury Prevention and Control, Centers for Disease Control and Prevention (producer). Available from: URL: www.cdc.gov/nceip/wisqars. ICD-9 Codes: E890-E899 and place of accident: home. Rates based on 20 or fewer deaths are considered by the National Center for Health Statistics to be statistically unreliable.

Note:

A 10-year span of data is presented to more accurately depict the risk of residential fire death in a given state. CDC data was drawn from 1989 through 1998, using the International Classification of Disease-9th Revision coding method. The ICD-9 codes include code sets for types of disease, injuries, and poisonings as well as external cause of injury (E codes). Produced by: Office of Statistics and Programming, National Center for Injury Prevention and Control, CDC Data Source: NCHS Vital Statistics System for numbers of deaths. Bureau of Census for population estimates.

FACT: ADULTS 65 AND OLDER IN DELAWARE ARE NEARLY 3 TIMES AS LIKELY TO DIE IN A FIRE AS THE REST OF THE STATE'S POPULATION.

Additional Delaware Fire Facts:

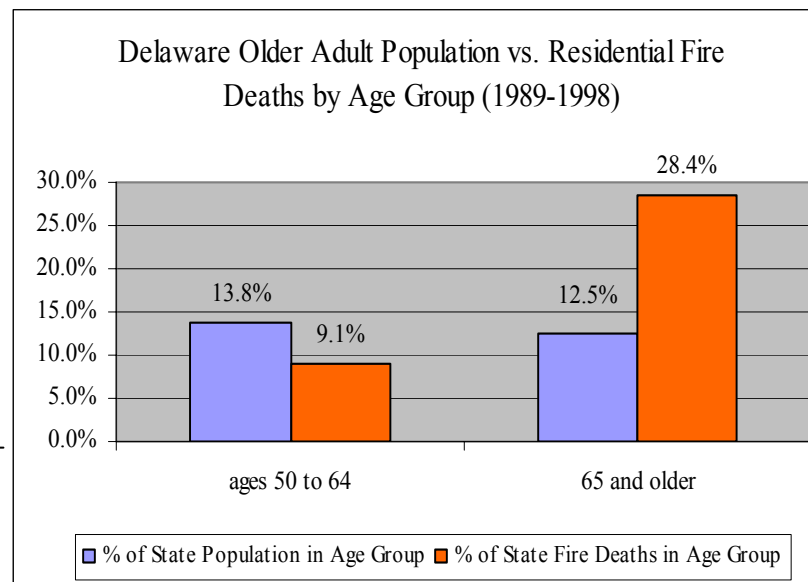
From 1989 to 1998, adults 65 and older made up 28% of the residential fire deaths. There were 88 overall residential fire deaths in Delaware and of those deaths, 25 were adults 65 and older.

The risk of fire death in Delaware for adults 65 and older is 1 in 35,692; for the population under age 65, it is 1 in 98,769.

Older adults in Delaware are at an increased risk of fire death as compared to the rest of the state's population:

- **More than 1.5 times the risk for adults 65 to 74**
- **More than twice the risk for adults 75 to 84**
- **More than 5 times the risk for adults 85 and older**

Delaware's aggregated population, 1989-1998, 65 and older [892,288]
Delaware's aggregated population, 1989-1998, under age 65 [6,222,468]



National Fire Trends (1989-1998)

The fire death rate for all Americans ages 65 and older is more than 3 times the national average, and it rises as they get older. Adults ages 65 to 74 are nearly twice as likely to die in a home fire as the rest of the population. Adults ages 75 to 84 are nearly 4 times as likely, and after age 85 the rate rises to more than 5 times as likely.

Every year, approximately 1,100 adults ages 65 and older die from residential fires.

Adults Ages 50 to 64

Adults between the ages of 50 and 64 are approaching the high-risk group. From 1989 to 1998, 4,761 adults 50 to 64 years old died from residential fires. This group accounted for 13% of the population and the fire deaths. Their fire death rate will increase with age.



Source:

Residential fire death and population data provided by the Centers for Disease Control and Prevention. Web-based Injury Statistics Query and Reporting System (WISQARS) [Online]. (2002). National Center for Injury Prevention and Control, Centers for Disease Control and Prevention (producer). Available from: URL: www.cdc.gov/nceip/wisqars. ICD-9 Codes: E890-E899 and place of accident: home. Rates based on 20 or fewer deaths are considered by the National Center for Health Statistics to be statistically unreliable.

Note:

A 10-year span of data is presented to more accurately depict the risk of residential fire death in a given state. CDC data was drawn from 1989 through 1998, using the International Classification of Disease-9th Revision coding method. The ICD-9 codes include code sets for types of disease, injuries, and poisonings as well as external cause of injury (E codes). Produced by: Office of Statistics and Programming, National Center for Injury Prevention and Control, CDC Data Source: NCHS Vital Statistics System for numbers of deaths. Bureau of Census for population estimates.

FACT: ADULTS 65 AND OLDER IN FLORIDA ARE MORE THAN TWICE AS LIKELY TO DIE IN A FIRE AS THE REST OF THE STATE'S POPULATION.

Additional Florida Fire Facts:

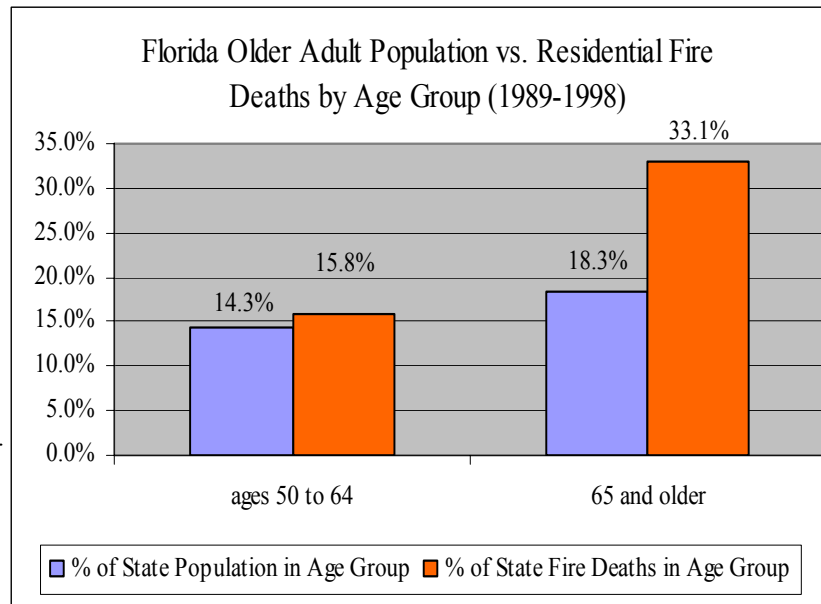
From 1989 to 1998, adults 65 and older made up 33% of the residential fire deaths. There were 1,479 overall residential fire deaths in Florida and of those deaths, 490 were adults 65 and older.

The risk of fire death in Florida for adults 65 and older is 1 in 52,522; for the population under age 65, it is 1 in 116,452.

Older adults in Florida are at an increased risk of fire death as compared to the rest of the state's population:

- Exactly 1.5 times the risk for adults 65 to 74
- More than twice the risk for adults 75 to 84
- Exactly 3.5 times the risk for adults 85 and older

Florida's aggregated population, 1989-1998, 65 and older [25,735,789]
Florida's aggregated population, 1989-1998, under age 65 [115,171,380]



National Fire Trends (1989-1998)

The fire death rate for all Americans ages 65 and older is more than 3 times the national average, and it rises as they get older. Adults ages 65 to 74 are nearly twice as likely to die in a home fire as the rest of the population. Adults ages 75 to 84 are nearly 4 times as likely, and after age 85 the rate rises to more than 5 times as likely.

Every year, approximately 1,100 adults ages 65 and older die from residential fires.

Adults Ages 50 to 64

Adults between the ages of 50 and 64 are approaching the high-risk group. From 1989 to 1998, 4,761 adults 50 to 64 years old died from residential fires. This group accounted for 13% of the population and the fire deaths. Their fire death rate will increase with age.



FEMA

Source:

Residential fire death and population data provided by the Centers for Disease Control and Prevention. Web-based Injury Statistics Query and Reporting System (WISQARS) [Online]. (2002). National Center for Injury Prevention and Control, Centers for Disease Control and Prevention (producer). Available from: URL: www.cdc.gov/nceip/wisqars. ICD-9 Codes: E890-E899 and place of accident: home. Rates based on 20 or fewer deaths are considered by the National Center for Health Statistics to be statistically unreliable.

Note:

A 10-year span of data is presented to more accurately depict the risk of residential fire death in a given state. CDC data was drawn from 1989 through 1998, using the International Classification of Disease-9th Revision coding method. The ICD-9 codes include code sets for types of disease, injuries, and poisonings as well as external cause of injury (E codes). Produced by: Office of Statistics and Programming, National Center for Injury Prevention and Control, CDC Data Source: NCHS Vital Statistics System for numbers of deaths. Bureau of Census for population estimates.

FACT: ADULTS 65 AND OLDER IN GEORGIA ARE MORE THAN 3.5 TIMES AS LIKELY TO DIE IN A FIRE AS THE REST OF THE STATE'S POPULATION.

Additional Georgia Fire Facts:

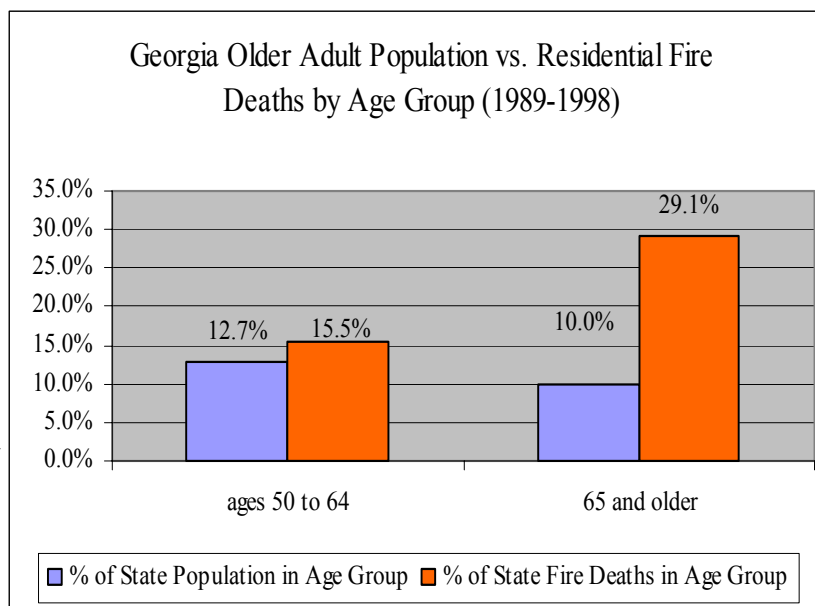
From 1989 to 1998, adults 65 and older made up 29% of the residential fire deaths. There were 1,461 overall residential fire deaths in Georgia and of those deaths, 425 were adults 65 and older.

The risk of fire death in Georgia for adults 65 and older is 1 in 16,680; for the population under age 65, it is 1 in 61,595.

Older adults in Georgia are at an increased risk of fire death as compared to the rest of the state's population:

- **More than twice the risk for adults 65 to 74**
- **More than 4 times the risk for adults 75 to 84**
- **More than 6 times the risk for adults 85 and older**

Georgia's aggregated population, 1989-1998, 65 and older [7,089,029]
Georgia's aggregated population, 1989-1998, under age 65 [63,812,321]



National Fire Trends (1989-1998)

The fire death rate for all Americans ages 65 and older is more than 3 times the national average, and it rises as they get older. Adults ages 65 to 74 are nearly twice as likely to die in a home fire as the rest of the population. Adults ages 75 to 84 are nearly 4 times as likely, and after age 85 the rate rises to more than 5 times as likely.

Every year, approximately 1,100 adults ages 65 and older die from residential fires.

Adults Ages 50 to 64

Adults between the ages of 50 and 64 are approaching the high-risk group. From 1989 to 1998, 4,761 adults 50 to 64 years old died from residential fires. This group accounted for 13% of the population and the fire deaths. Their fire death rate will increase with age.



Source:
Residential fire death and population data provided by the Centers for Disease Control and Prevention. Web-based Injury Statistics Query and Reporting System (WISQARS) [Online]. (2002). National Center for Injury Prevention and Control, Centers for Disease Control and Prevention (producer). Available from: URL: www.cdc.gov/nceip/wisqars. ICD-9 Codes: E890-E899 and place of accident: home. Rates based on 20 or fewer deaths are considered by the National Center for Health Statistics to be statistically unreliable.

Note:
A 10-year span of data is presented to more accurately depict the risk of residential fire death in a given state. CDC data was drawn from 1989 through 1998, using the International Classification of Disease-9th Revision coding method. The ICD-9 codes include code sets for types of disease, injuries, and poisonings as well as external cause of injury (E codes). Produced by: Office of Statistics and Programming, National Center for Injury Prevention and Control, CDC Data Source: NCHS Vital Statistics System for numbers of deaths. Bureau of Census for population estimates.

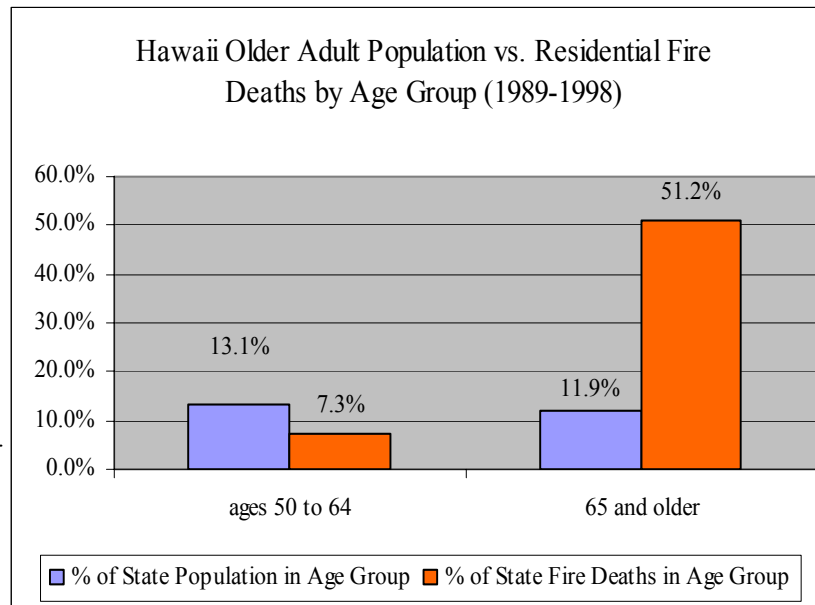
FACT: ADULTS 65 AND OLDER IN HAWAII MADE UP MORE THAN HALF OF THE RESIDENTIAL FIRE DEATHS OVER A 10-YEAR PERIOD.

Additional Hawaii Fire Facts:

From 1989 to 1998, adults 65 and older made up 51% of the residential fire deaths. There were 41 overall residential fire deaths in Hawaii and of those deaths, 21 were adults 65 and older.

The risk of fire death in Hawaii for adults 65 and older is 1 in 66,417; for the population under age 65, it is 1 in 514,788.

Based on the low number of residents ages 65 and older and the low number of overall fire deaths, the data comparison is statistically unreliable. However, the risk of dying in a home fire remains high for those ages 65 and older.



National Fire Trends (1989-1998)

The fire death rate for all Americans ages 65 and older is more than 3 times the national average, and it rises as they get older. Adults ages 65 to 74 are nearly twice as likely to die in a home fire as the rest of the population. Adults ages 75 to 84 are nearly 4 times as likely, and after age 85 the rate rises to more than 5 times as likely.

Every year, approximately 1,100 adults ages 65 and older die from residential fires.

Adults Ages 50 to 64

Adults between the ages of 50 and 64 are approaching the high-risk group. From 1989 to 1998, 4,761 adults 50 to 64 years old died from residential fires. This group accounted for 13% of the population and the fire deaths. Their fire death rate will increase with age.



FEMA

Source:

Residential fire death and population data provided by the Centers for Disease Control and Prevention. Web-based Injury Statistics Query and Reporting System (WISQARS) [Online]. (2002). National Center for Injury Prevention and Control, Centers for Disease Control and Prevention (producer). Available from: URL: www.cdc.gov/nceip/wisqars. ICD-9 Codes: E890-E899 and place of accident: home. Rates based on 20 or fewer deaths are considered by the National Center for Health Statistics to be statistically unreliable.

Note:

A 10-year span of data is presented to more accurately depict the risk of residential fire death in a given state. CDC data was drawn from 1989 through 1998, using the International Classification of Disease-9th Revision coding method. The ICD-9 codes include code sets for types of disease, injuries, and poisonings as well as external cause of injury (E codes). Produced by: Office of Statistics and Programming, National Center for Injury Prevention and Control, CDC Data Source: NCHS Vital Statistics System for numbers of deaths. Bureau of Census for population estimates.

FACT: ADULTS 65 AND OLDER IN IDAHO ARE MORE THAN 3.5 TIMES AS LIKELY TO DIE IN A FIRE AS THE REST OF THE STATE'S POPULATION.

Additional Idaho Fire Facts:

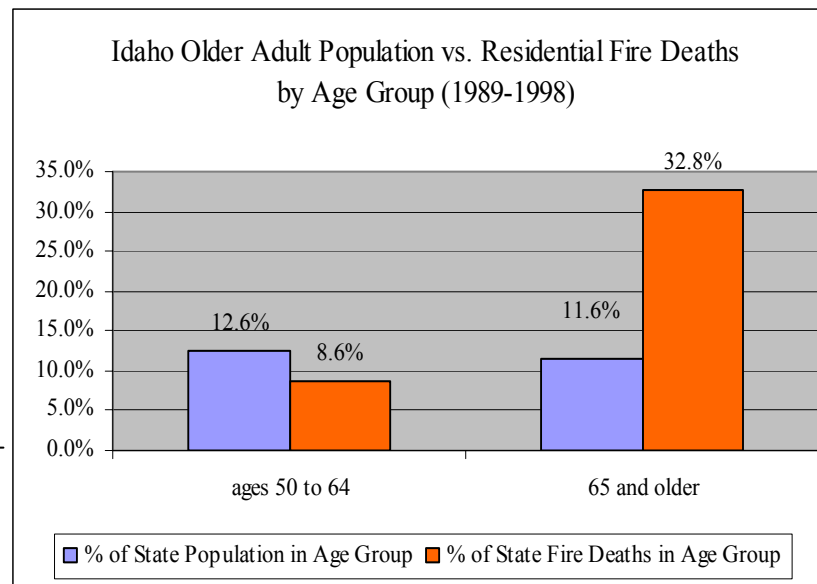
From 1989 to 1998, adults 65 and older made up 33% of the residential fire deaths. There were 116 overall residential fire deaths in Idaho and of those deaths, 38 were adults 65 and older.

The risk of fire death in Idaho for adults 65 and older is 1 in 34,432; for the population under age 65, it is 1 in 127,257.

Older adults in Idaho are at an increased risk of fire death as compared to the rest of the state's population:

- Nearly twice the risk for adults 65 to 74
- More than 3 times the risk for adults 75 to 84
- More than 7.5 times the risk for adults 85 and older

Idaho's aggregated population, 1989-1998, 65 and older [1,308,430]
Idaho's aggregated population, 1989-1998, under age 65 [9,926,041]



National Fire Trends (1989-1998)

The fire death rate for all Americans ages 65 and older is more than 3 times the national average, and it rises as they get older. Adults ages 65 to 74 are nearly twice as likely to die in a home fire as the rest of the population. Adults ages 75 to 84 are nearly 4 times as likely, and after age 85 the rate rises to more than 5 times as likely.

Every year, approximately 1,100 adults ages 65 and older die from residential fires.

Adults Ages 50 to 64

Adults between the ages of 50 and 64 are approaching the high-risk group. From 1989 to 1998, 4,761 adults 50 to 64 years old died from residential fires. This group accounted for 13% of the population and the fire deaths. Their fire death rate will increase with age.



FEMA

Source:

Residential fire death and population data provided by the Centers for Disease Control and Prevention. Web-based Injury Statistics Query and Reporting System (WISQARS) [Online]. (2002). National Center for Injury Prevention and Control, Centers for Disease Control and Prevention (producer). Available from: URL: www.cdc.gov/nceip/wisqars. ICD-9 Codes: E890-E899 and place of accident: home. Rates based on 20 or fewer deaths are considered by the National Center for Health Statistics to be statistically unreliable.

Note:

A 10-year span of data is presented to more accurately depict the risk of residential fire death in a given state. CDC data was drawn from 1989 through 1998, using the International Classification of Disease-9th Revision coding method. The ICD-9 codes include code sets for types of disease, injuries, and poisonings as well as external cause of injury (E codes). Produced by: Office of Statistics and Programming, National Center for Injury Prevention and Control, CDC Data Source: NCHS Vital Statistics System for numbers of deaths. Bureau of Census for population estimates.

FACT: ADULTS 65 AND OLDER IN ILLINOIS ARE 2.5 TIMES AS LIKELY TO DIE IN A FIRE AS THE REST OF THE STATE'S POPULATION.

Additional Illinois Fire Facts:

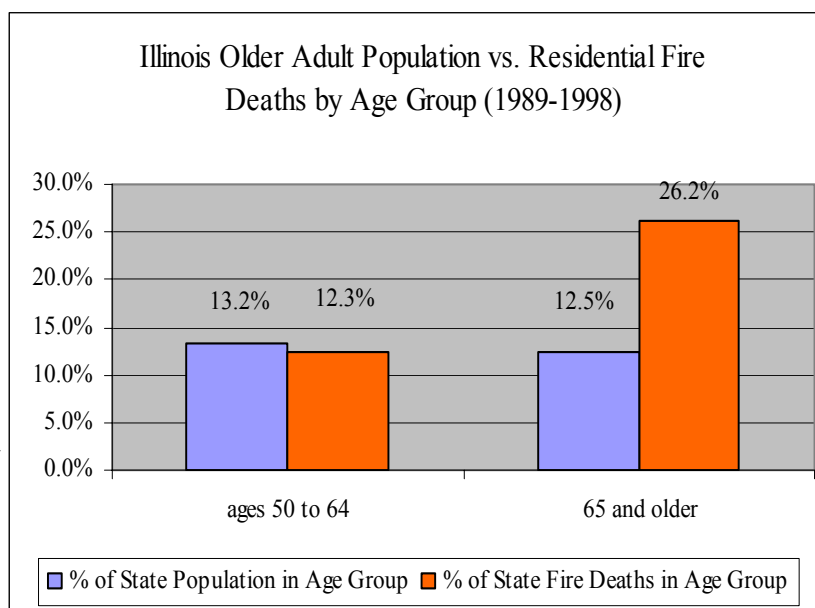
From 1989 to 1998, adults 65 and older made up 26% of the residential fire deaths. There were 1,728 overall residential fire deaths in Illinois and of those deaths, 452 were adults 65 and older.

The risk of fire death in Illinois for adults 65 and older is 1 in 32,641; for the population under age 65, it is 1 in 81,236.

Older adults in Illinois are at an increased risk of fire death as compared to the rest of the state's population:

- Exactly 1.5 times the risk for adults 65 to 74
- Nearly 3 times the risk for adults 75 to 84
- Nearly 4 times the risk for adults 85 and older

Illinois's aggregated population, 1989-1998, 65 and older [14,753,557]
Illinois's aggregated population, 1989-1998, under age 65 [103,656,505]



National Fire Trends (1989-1998)

The fire death rate for all Americans ages 65 and older is more than 3 times the national average, and it rises as they get older. Adults ages 65 to 74 are nearly twice as likely to die in a home fire as the rest of the population. Adults ages 75 to 84 are nearly 4 times as likely, and after age 85 the rate rises to more than 5 times as likely.

Every year, approximately 1,100 adults ages 65 and older die from residential fires.

Adults Ages 50 to 64

Adults between the ages of 50 and 64 are approaching the high-risk group. From 1989 to 1998, 4,761 adults 50 to 64 years old died from residential fires. This group accounted for 13% of the population and the fire deaths. Their fire death rate will increase with age.



FEMA

Source:

Residential fire death and population data provided by the Centers for Disease Control and Prevention. Web-based Injury Statistics Query and Reporting System (WISQARS) [Online]. (2002). National Center for Injury Prevention and Control, Centers for Disease Control and Prevention (producer). Available from: URL: www.cdc.gov/nceip/wisqars. ICD-9 Codes: E890-E899 and place of accident: home. Rates based on 20 or fewer deaths are considered by the National Center for Health Statistics to be statistically unreliable.

Note:

A 10-year span of data is presented to more accurately depict the risk of residential fire death in a given state. CDC data was drawn from 1989 through 1998, using the International Classification of Disease-9th Revision coding method. The ICD-9 codes include code sets for types of disease, injuries, and poisonings as well as external cause of injury (E codes). Produced by: Office of Statistics and Programming, National Center for Injury Prevention and Control, CDC Data Source: NCHS Vital Statistics System for numbers of deaths. Bureau of Census for population estimates.

FACT: ADULTS 65 AND OLDER IN INDIANA ARE MORE THAN TWICE AS LIKELY TO DIE IN A FIRE AS THE REST OF THE STATE'S POPULATION.

Additional Indiana Fire Facts:

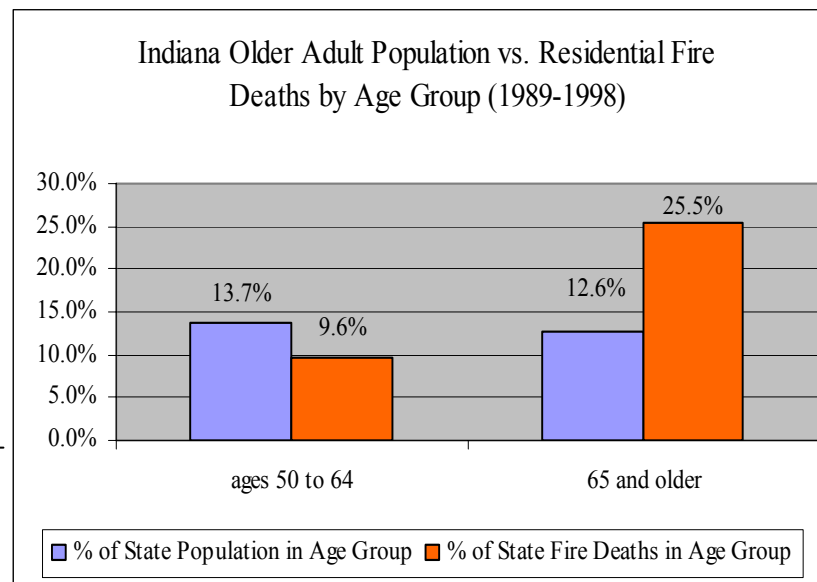
From 1989 to 1998, adults 65 and older made up 26% of the residential fire deaths. There were 878 overall residential fire deaths in Indiana and of those deaths, 224 were adults 65 and older.

The risk of fire death in Indiana for adults 65 and older is 1 in 32,391; for the population under age 65, it is 1 in 77,000.

Older adults in Indiana are at an increased risk of fire death as compared to the rest of the state's population:

- Nearly 1.5 times the risk for adults 65 to 74
- More than twice the risk for adults 75 to 84
- More than 5 times the risk for adults 85 and older

Indiana's aggregated population, 1989-1998, 65 and older [7,255,641]
Indiana's aggregated population, 1989-1998, under age 65 [50,358,240]



National Fire Trends (1989-1998)

The fire death rate for all Americans ages 65 and older is more than 3 times the national average, and it rises as they get older. Adults ages 65 to 74 are nearly twice as likely to die in a home fire as the rest of the population. Adults ages 75 to 84 are nearly 4 times as likely, and after age 85 the rate rises to more than 5 times as likely.

Every year, approximately 1,100 adults ages 65 and older die from residential fires.

Adults Ages 50 to 64

Adults between the ages of 50 and 64 are approaching the high-risk group. From 1989 to 1998, 4,761 adults 50 to 64 years old died from residential fires. This group accounted for 13% of the population and the fire deaths. Their fire death rate will increase with age.



Source:
Residential fire death and population data provided by the Centers for Disease Control and Prevention. Web-based Injury Statistics Query and Reporting System (WISQARS) [Online]. (2002). National Center for Injury Prevention and Control, Centers for Disease Control and Prevention (producer). Available from: URL: www.cdc.gov/nceip/wisqars. ICD-9 Codes: E890-E899 and place of accident: home. Rates based on 20 or fewer deaths are considered by the National Center for Health Statistics to be statistically unreliable.

Note:
A 10-year span of data is presented to more accurately depict the risk of residential fire death in a given state. CDC data was drawn from 1989 through 1998, using the International Classification of Disease-9th Revision coding method. The ICD-9 codes include code sets for types of disease, injuries, and poisonings as well as external cause of injury (E codes). Produced by: Office of Statistics and Programming, National Center for Injury Prevention and Control, CDC Data Source: NCHS Vital Statistics System for numbers of deaths. Bureau of Census for population estimates.

FACT: ADULTS 65 AND OLDER IN IOWA ARE MORE THAN 2.5 TIMES AS LIKELY TO DIE IN A FIRE AS THE REST OF THE STATE'S POPULATION.

Additional Iowa Fire Facts:

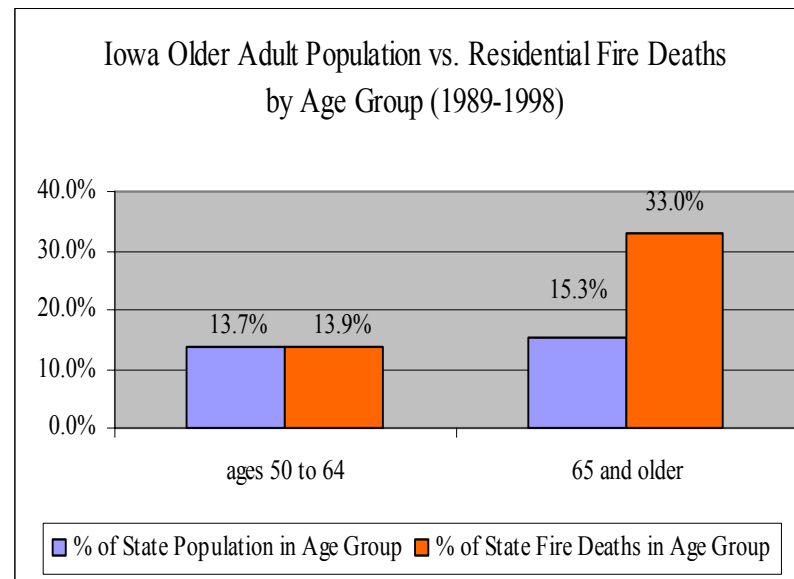
From 1989 to 1998, adults 65 and older made up 33% of the residential fire deaths. There were 339 overall residential fire deaths in Iowa and of those deaths, 112 were adults 65 and older.

The risk of fire death in Iowa for adults 65 and older is 1 in 38,793; for the population under age 65, it is 1 in 105,950.

Older adults in Iowa are at an increased risk of fire death as compared to the rest of the state's population:

- More than 1.5 times the risk for adults 65 to 74
- Exactly 2.5 times the risk for adults 75 to 84
- More than 4.5 times the risk for adults 85 and older

Iowa's aggregated population, 1989-1998, 65 and older [4,344,809]
Iowa's aggregated population, 1989-1998, under age 65 [24,050,644]



National Fire Trends (1989-1998)

The fire death rate for all Americans ages 65 and older is more than 3 times the national average, and it rises as they get older. Adults ages 65 to 74 are nearly twice as likely to die in a home fire as the rest of the population. Adults ages 75 to 84 are nearly 4 times as likely, and after age 85 the rate rises to more than 5 times as likely.

Every year, approximately 1,100 adults ages 65 and older die from residential fires.

Adults Ages 50 to 64

Adults between the ages of 50 and 64 are approaching the high-risk group. From 1989 to 1998, 4,761 adults 50 to 64 years old died from residential fires. This group accounted for 13% of the population and the fire deaths. Their fire death rate will increase with age.



Source:

Residential fire death and population data provided by the Centers for Disease Control and Prevention. Web-based Injury Statistics Query and Reporting System (WISQARS) [Online]. (2002). National Center for Injury Prevention and Control, Centers for Disease Control and Prevention (producer). Available from: URL: www.cdc.gov/nceip/wisqars. ICD-9 Codes: E890-E899 and place of accident: home. Rates based on 20 or fewer deaths are considered by the National Center for Health Statistics to be statistically unreliable.

Note:

A 10-year span of data is presented to more accurately depict the risk of residential fire death in a given state. CDC data was drawn from 1989 through 1998, using the International Classification of Disease-9th Revision coding method. The ICD-9 codes include code sets for types of disease, injuries, and poisonings as well as external cause of injury (E codes). Produced by: Office of Statistics and Programming, National Center for Injury Prevention and Control, CDC Data Source: NCHS Vital Statistics System for numbers of deaths. Bureau of Census for population estimates.

FACT: ADULTS 65 AND OLDER IN KANSAS ARE MORE THAN TWICE AS LIKELY TO DIE IN A FIRE AS THE REST OF THE STATE'S POPULATION.

Additional Kansas Fire Facts:

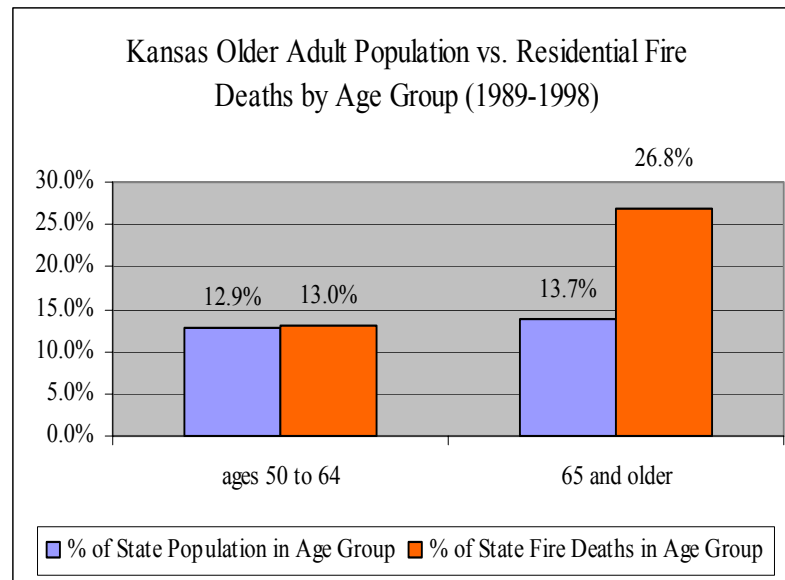
From 1989 to 1998, adults 65 and older made up 27% of the residential fire deaths. There were 362 overall residential fire deaths in Kansas and of those deaths, 97 were adults 65 and older.

The risk of fire death in Kansas for adults 65 and older is 1 in 36,264; for the population under age 65, it is 1 in 83,455.

Older adults in Kansas are at an increased risk of fire death as compared to the rest of the state's population:

- **Less than 1.5 times the risk for adults 65 to 74**
- **More than twice the risk for adults 75 to 84**
- **More than 5 times the risk for adults 85 and older**

Kansas's aggregated population, 1989-1998, 65 and older [3,517,567]
Kansas's aggregated population, 1989-1998, under age 65 [22,115,592]



National Fire Trends (1989-1998)

The fire death rate for all Americans ages 65 and older is more than 3 times the national average, and it rises as they get older. Adults ages 65 to 74 are nearly twice as likely to die in a home fire as the rest of the population. Adults ages 75 to 84 are nearly 4 times as likely, and after age 85 the rate rises to more than 5 times as likely.

Every year, approximately 1,100 adults ages 65 and older die from residential fires.

Adults Ages 50 to 64

Adults between the ages of 50 and 64 are approaching the high-risk group. From 1989 to 1998, 4,761 adults 50 to 64 years old died from residential fires. This group accounted for 13% of the population and the fire deaths. Their fire death rate will increase with age.



FEMA

Source:

Residential fire death and population data provided by the Centers for Disease Control and Prevention. Web-based Injury Statistics Query and Reporting System (WISQARS) [Online]. (2002). National Center for Injury Prevention and Control, Centers for Disease Control and Prevention (producer). Available from: URL: www.cdc.gov/nceip/wisqars. ICD-9 Codes: E890-E899 and place of accident: home. Rates based on 20 or fewer deaths are considered by the National Center for Health Statistics to be statistically unreliable.

Note:

A 10-year span of data is presented to more accurately depict the risk of residential fire death in a given state. CDC data was drawn from 1989 through 1998, using the International Classification of Disease-9th Revision coding method. The ICD-9 codes include code sets for types of disease, injuries, and poisonings as well as external cause of injury (E codes). Produced by: Office of Statistics and Programming, National Center for Injury Prevention and Control, CDC Data Source: NCHS Vital Statistics System for numbers of deaths. Bureau of Census for population estimates.

FACT: ADULTS 65 AND OLDER IN KENTUCKY ARE NEARLY 3 TIMES AS LIKELY TO DIE IN A FIRE AS THE REST OF THE STATE'S POPULATION.

Additional Kentucky Fire Facts:

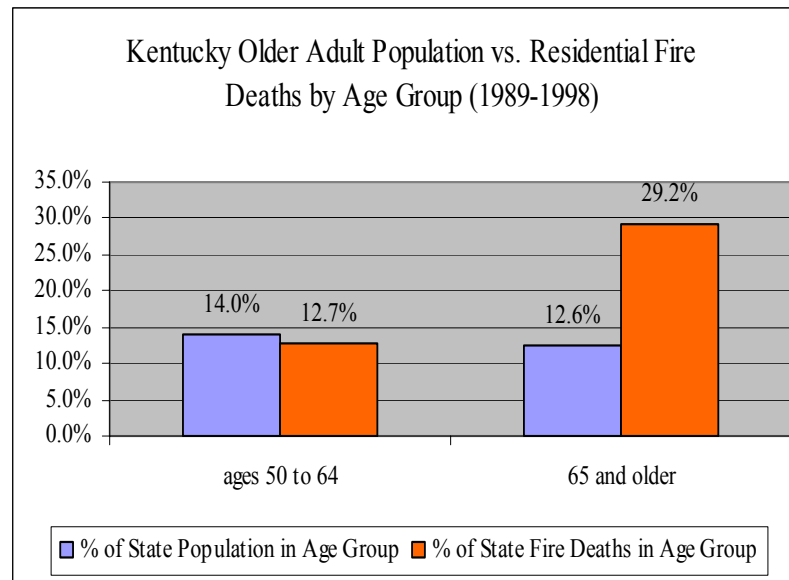
From 1989 to 1998, adults 65 and older made up 29% of the residential fire deaths. There were 818 overall residential fire deaths in Kentucky and of those deaths, 239 were adults 65 and older.

The risk of fire death in Kentucky for adults 65 and older is 1 in 20,237; for the population under age 65, it is 1 in 57,733.

Older adults in Kentucky are at an increased risk of fire death as compared to the rest of the state's population:

- **More than 1.5 times the risk for adults 65 to 74**
- **Exactly 3 times the risk for adults 75 to 84**
- **More than 4.5 times the risk for adults 85 and older**

Kentucky's aggregated population, 1989-1998, 65 and older [4,836,643]
Kentucky's aggregated population, 1989-1998, under age 65 [33,427,444]



National Fire Trends (1989-1998)

The fire death rate for all Americans ages 65 and older is more than 3 times the national average, and it rises as they get older. Adults ages 65 to 74 are nearly twice as likely to die in a home fire as the rest of the population. Adults ages 75 to 84 are nearly 4 times as likely, and after age 85 the rate rises to more than 5 times as likely.

Every year, approximately 1,100 adults ages 65 and older die from residential fires.

Adults Ages 50 to 64

Adults between the ages of 50 and 64 are approaching the high-risk group. From 1989 to 1998, 4,761 adults 50 to 64 years old died from residential fires. This group accounted for 13% of the population and the fire deaths. Their fire death rate will increase with age.



Source:

Residential fire death and population data provided by the Centers for Disease Control and Prevention. Web-based Injury Statistics Query and Reporting System (WISQARS) [Online]. (2002). National Center for Injury Prevention and Control, Centers for Disease Control and Prevention (producer). Available from: URL: www.cdc.gov/nceip/wisqars. ICD-9 Codes: E890-E899 and place of accident: home. Rates based on 20 or fewer deaths are considered by the National Center for Health Statistics to be statistically unreliable.

Note:

A 10-year span of data is presented to more accurately depict the risk of residential fire death in a given state. CDC data was drawn from 1989 through 1998, using the International Classification of Disease-9th Revision coding method. The ICD-9 codes include code sets for types of disease, injuries, and poisonings as well as external cause of injury (E codes). Produced by: Office of Statistics and Programming, National Center for Injury Prevention and Control, CDC Data Source: NCHS Vital Statistics System for numbers of deaths. Bureau of Census for population estimates.

FACT: ADULTS 65 AND OLDER IN LOUISIANA ARE MORE THAN 3 TIMES AS LIKELY TO DIE IN A FIRE AS THE REST OF THE STATE'S POPULATION.

Additional Louisiana Fire Facts:

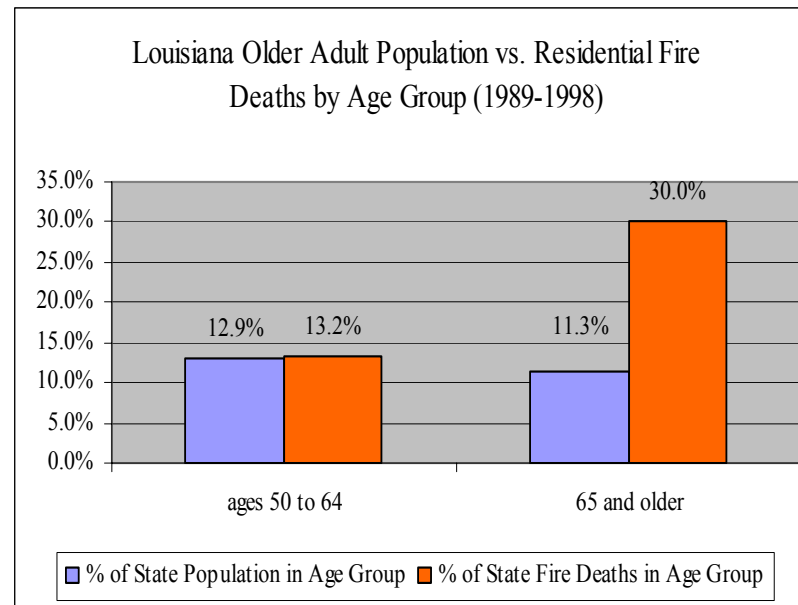
From 1989 to 1998, adults 65 and older made up 30% of the residential fire deaths. There were 993 overall residential fire deaths in Louisiana and of those deaths, 298 were adults 65 and older.

The risk of fire death in Louisiana for adults 65 and older is 1 in 16,443; for the population under age 65, it is 1 in 55,282.

Older adults in Louisiana are at an increased risk of fire death as compared to the rest of the state's population:

- **More than twice the risk for adults 65 to 74**
- **More than 3.5 times the risk for adults 75 to 84**
- **More than 7 times the risk for adults 85 and older**

Louisiana's aggregated population, 1989-1998, 65 and older [4,900,127]
Louisiana's aggregated population, 1989-1998, under age 65 [38,421,225]



National Fire Trends (1989-1998)

The fire death rate for all Americans ages 65 and older is more than 3 times the national average, and it rises as they get older. Adults ages 65 to 74 are nearly twice as likely to die in a home fire as the rest of the population. Adults ages 75 to 84 are nearly 4 times as likely, and after age 85 the rate rises to more than 5 times as likely.

Every year, approximately 1,100 adults ages 65 and older die from residential fires.

Adults Ages 50 to 64

Adults between the ages of 50 and 64 are approaching the high-risk group. From 1989 to 1998, 4,761 adults 50 to 64 years old died from residential fires. This group accounted for 13% of the population and the fire deaths. Their fire death rate will increase with age.



FEMA

Source:

Residential fire death and population data provided by the Centers for Disease Control and Prevention. Web-based Injury Statistics Query and Reporting System (WISQARS) [Online]. (2002). National Center for Injury Prevention and Control, Centers for Disease Control and Prevention (producer). Available from: URL: www.cdc.gov/nceip/wisqars. ICD-9 Codes: E890-E899 and place of accident: home. Rates based on 20 or fewer deaths are considered by the National Center for Health Statistics to be statistically unreliable.

Note:

A 10-year span of data is presented to more accurately depict the risk of residential fire death in a given state. CDC data was drawn from 1989 through 1998, using the International Classification of Disease-9th Revision coding method. The ICD-9 codes include code sets for types of disease, injuries, and poisonings as well as external cause of injury (E codes). Produced by: Office of Statistics and Programming, National Center for Injury Prevention and Control, CDC Data Source: NCHS Vital Statistics System for numbers of deaths. Bureau of Census for population estimates.

FACT: ADULTS 65 AND OLDER IN MAINE ARE MORE THAN 3 TIMES AS LIKELY TO DIE IN A FIRE AS THE REST OF THE STATE'S POPULATION.

Additional Maine Fire Facts:

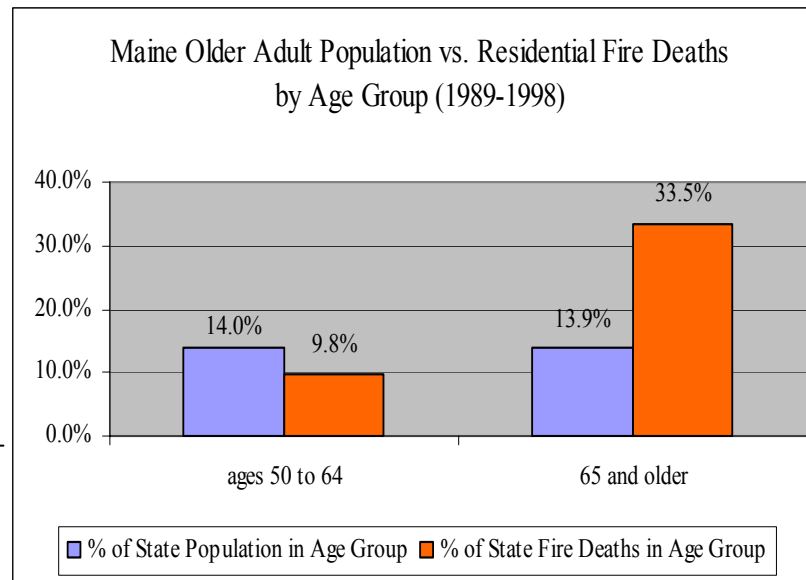
From 1989 to 1998, adults 65 and older made up 34% of the residential fire deaths. There were 173 overall residential fire deaths in Maine and of those deaths, 58 were adults 65 and older.

The risk of fire death in Maine for adults 65 and older is 1 in 29,654; for the population under age 65, it is 1 in 93,029.

Older adults in Maine are at an increased risk of fire death as compared to the rest of the state's population:

- Nearly twice the risk for adults 65 to 74
- Nearly 3 times the risk for adults 75 to 84
- More than 5.5 times the risk for adults 85 and older

Maine's aggregated population, 1989-1998, 65 and older [1,719,944]
Maine's aggregated population, 1989-1998, under age 65 [10,698,289]



National Fire Trends (1989-1998)

The fire death rate for all Americans ages 65 and older is more than 3 times the national average, and it rises as they get older. Adults ages 65 to 74 are nearly twice as likely to die in a home fire as the rest of the population. Adults ages 75 to 84 are nearly 4 times as likely, and after age 85 the rate rises to more than 5 times as likely.

Every year, approximately 1,100 adults ages 65 and older die from residential fires.

Adults Ages 50 to 64

Adults between the ages of 50 and 64 are approaching the high-risk group. From 1989 to 1998, 4,761 adults 50 to 64 years old died from residential fires. This group accounted for 13% of the population and the fire deaths. Their fire death rate will increase with age.



Source:

Residential fire death and population data provided by the Centers for Disease Control and Prevention. Web-based Injury Statistics Query and Reporting System (WISQARS) [Online]. (2002). National Center for Injury Prevention and Control, Centers for Disease Control and Prevention (producer). Available from: URL: www.cdc.gov/nceip/wisqars. ICD-9 Codes: E890-E899 and place of accident: home. Rates based on 20 or fewer deaths are considered by the National Center for Health Statistics to be statistically unreliable.

Note:

A 10-year span of data is presented to more accurately depict the risk of residential fire death in a given state. CDC data was drawn from 1989 through 1998, using the International Classification of Disease-9th Revision coding method. The ICD-9 codes include code sets for types of disease, injuries, and poisonings as well as external cause of injury (E codes). Produced by: Office of Statistics and Programming, National Center for Injury Prevention and Control, CDC Data Source: NCHS Vital Statistics System for numbers of deaths. Bureau of Census for population estimates.

FACT: ADULTS 65 AND OLDER IN MARYLAND ARE MORE THAN 3 TIMES AS LIKELY TO DIE IN A FIRE AS THE REST OF THE STATE'S POPULATION.

Additional Maryland Fire Facts:

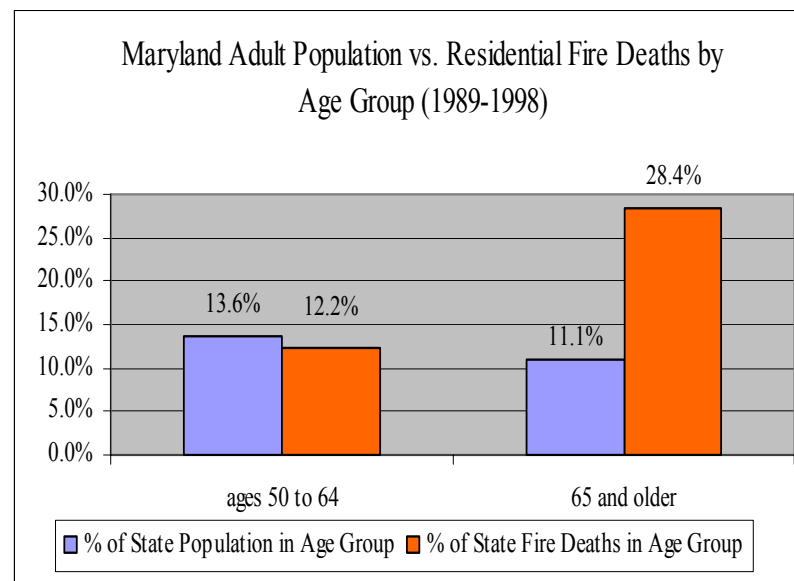
From 1989 to 1998, adults 65 and older made up 28% of the residential fire deaths. There were 605 overall residential fire deaths in Maryland and of those deaths, 172 were adults 65 and older.

The risk of fire death in Maryland for adults 65 and older is 1 in 32,149; for the population under age 65, it is 1 in 102,367.

Older adults in Maryland are at an increased risk of fire death as compared to the rest of the state's population:

- **More than twice the risk for adults 65 to 74**
- **More than 3 times the risk for adults 75 to 84**
- **Nearly 5 times the risk for adults 85 and older**

Maryland's aggregated population, 1989-1998, 65 and older [5,529,692]
Maryland's aggregated population, 1989-1998, under age 65 [44,324,811]



National Fire Trends (1989-1998)

The fire death rate for all Americans ages 65 and older is more than 3 times the national average, and it rises as they get older. Adults ages 65 to 74 are nearly twice as likely to die in a home fire as the rest of the population. Adults ages 75 to 84 are nearly 4 times as likely, and after age 85 the rate rises to more than 5 times as likely.

Every year, approximately 1,100 adults ages 65 and older die from residential fires.

Adults Ages 50 to 64

Adults between the ages of 50 and 64 are approaching the high-risk group. From 1989 to 1998, 4,761 adults 50 to 64 years old died from residential fires. This group accounted for 13% of the population and the fire deaths. Their fire death rate will increase with age.



Source:
Residential fire death and population data provided by the Centers for Disease Control and Prevention. Web-based Injury Statistics Query and Reporting System (WISQARS) [Online]. (2002). National Center for Injury Prevention and Control, Centers for Disease Control and Prevention (producer). Available from: URL: www.cdc.gov/nceip/wisqars. ICD-9 Codes: E890-E899 and place of accident: home. Rates based on 20 or fewer deaths are considered by the National Center for Health Statistics to be statistically unreliable.

Note:
A 10-year span of data is presented to more accurately depict the risk of residential fire death in a given state. CDC data was drawn from 1989 through 1998, using the International Classification of Disease-9th Revision coding method. The ICD-9 codes include code sets for types of disease, injuries, and poisonings as well as external cause of injury (E codes). Produced by: Office of Statistics and Programming, National Center for Injury Prevention and Control, CDC Data Source: NCHS Vital Statistics System for numbers of deaths. Bureau of Census for population estimates.

FACT: ADULTS 65 AND OLDER IN MASSACHUSETTS ARE MORE THAN 3 TIMES AS LIKELY TO DIE IN A FIRE AS THE REST OF THE STATE'S POPULATION.

Additional Massachusetts Fire Facts:

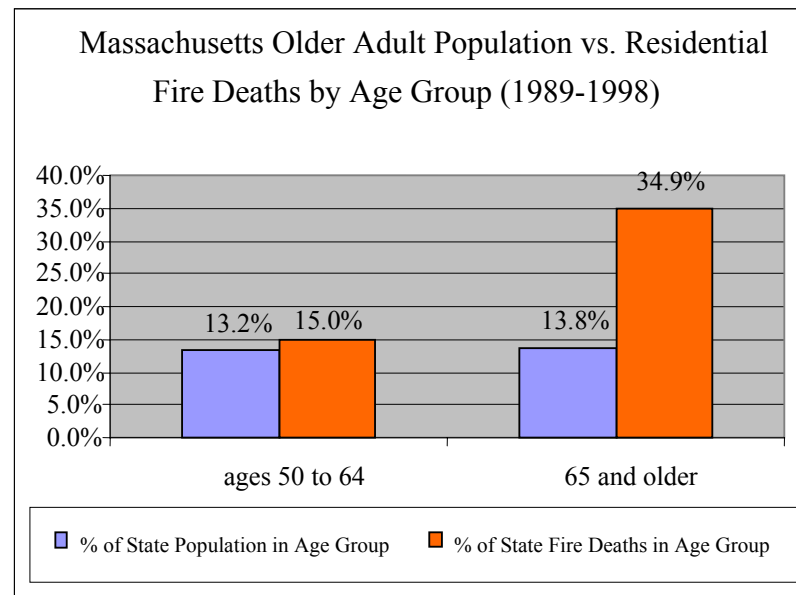
From 1989 to 1998, adults 65 and older made up 35% of the residential fire deaths. There were 548 overall residential fire deaths in Massachusetts and of those deaths, 191 were adults 65 and older.

The risk of fire death in Massachusetts for adults 65 and older is 1 in 44,117; for the population under age 65, it is 1 in 147,422.

Older adults in Massachusetts are at an increased risk of fire death as compared to the rest of the state's population:

- Nearly twice the risk for adults 65 to 74
- More than 3 times the risk for adults 75 to 84
- Exactly 5.5 times the risk for adults 85 and older

Massachusetts's aggregated population, 1989-1998, 65 and older [8,426,437]
Massachusetts's aggregated population, 1989-1998, under age 65 [52,629,798]



National Fire Trends (1989-1998)

The fire death rate for all Americans ages 65 and older is more than 3 times the national average, and it rises as they get older. Adults ages 65 to 74 are nearly twice as likely to die in a home fire as the rest of the population. Adults ages 75 to 84 are nearly 4 times as likely, and after age 85 the rate rises to more than 5 times as likely.

Every year, approximately 1,100 adults ages 65 and older die from residential fires.

Adults Ages 50 to 64

Adults between the ages of 50 and 64 are approaching the high-risk group. From 1989 to 1998, 4,761 adults 50 to 64 years old died from residential fires. This group accounted for 13% of the population and the fire deaths. Their fire death rate will increase with age.



Source:
Residential fire death and population data provided by the Centers for Disease Control and Prevention. Web-based Injury Statistics Query and Reporting System (WISQARS) [Online]. (2002). National Center for Injury Prevention and Control, Centers for Disease Control and Prevention (producer). Available from: URL: www.cdc.gov/nceip/wisqars. ICD-9 Codes: E890-E899 and place of accident: home. Rates based on 20 or fewer deaths are considered by the National Center for Health Statistics to be statistically unreliable.

Note:
A 10-year span of data is presented to more accurately depict the risk of residential fire death in a given state. CDC data was drawn from 1989 through 1998, using the International Classification of Disease-9th Revision coding method. The ICD-9 codes include code sets for types of disease, injuries, and poisonings as well as external cause of injury (E codes). Produced by: Office of Statistics and Programming, National Center for Injury Prevention and Control, CDC Data Source: NCHS Vital Statistics System for numbers of deaths. Bureau of Census for population estimates.

FACT: ADULTS 65 AND OLDER IN MICHIGAN ARE MORE THAN TWICE AS LIKELY TO DIE IN A FIRE AS THE REST OF THE STATE'S POPULATION.

Additional Michigan Fire Facts:

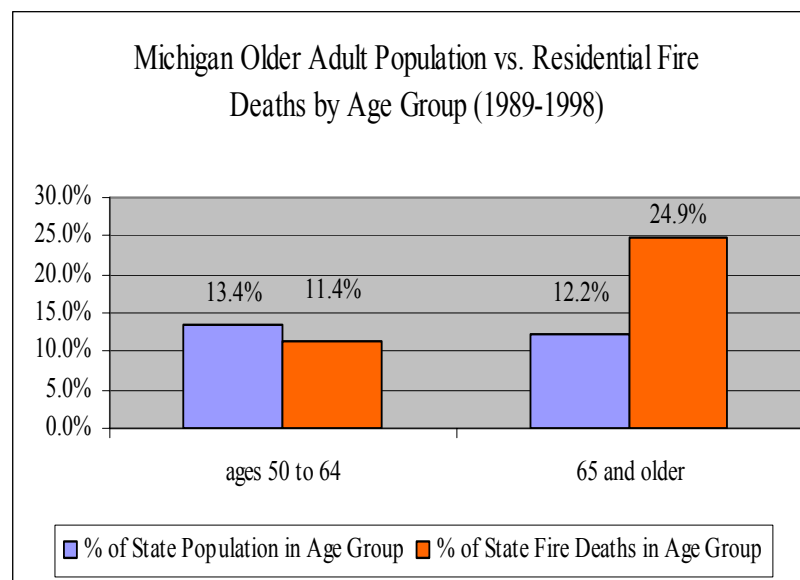
From 1989 to 1998, adults 65 and older made up 25% of the residential fire deaths. There were 1,540 overall residential fire deaths in Michigan and of those deaths, 383 were adults 65 and older.

The risk of fire death in Michigan for adults 65 and older is 1 in 30,437; for the population under age 65, it is 1 in 72,615.

Older adults in Michigan are at an increased risk of fire death as compared to the rest of the state's population:

- **Less than 1.5 times the risk for adults 65 to 74**
- **Exactly 3 times the risk for adults 75 to 84**
- **Nearly 4 times the risk for adults 85 and older**

Michigan's aggregated population, 1989-1998, 65 and older [11,657,441]
Michigan's aggregated population, 1989-1998, under age 65 [84,015,532]



National Fire Trends (1989-1998)

The fire death rate for all Americans ages 65 and older is more than 3 times the national average, and it rises as they get older. Adults ages 65 to 74 are nearly twice as likely to die in a home fire as the rest of the population. Adults ages 75 to 84 are nearly 4 times as likely, and after age 85 the rate rises to more than 5 times as likely.

Every year, approximately 1,100 adults ages 65 and older die from residential fires.

Adults Ages 50 to 64

Adults between the ages of 50 and 64 are approaching the high-risk group. From 1989 to 1998, 4,761 adults 50 to 64 years old died from residential fires. This group accounted for 13% of the population and the fire deaths. Their fire death rate will increase with age.



Source:
Residential fire death and population data provided by the Centers for Disease Control and Prevention. Web-based Injury Statistics Query and Reporting System (WISQARS) [Online]. (2002). National Center for Injury Prevention and Control, Centers for Disease Control and Prevention (producer). Available from: URL: www.cdc.gov/nceip/wisqars. ICD-9 Codes: E890-E899 and place of accident: home. Rates based on 20 or fewer deaths are considered by the National Center for Health Statistics to be statistically unreliable.

Note:
A 10-year span of data is presented to more accurately depict the risk of residential fire death in a given state. CDC data was drawn from 1989 through 1998, using the International Classification of Disease-9th Revision coding method. The ICD-9 codes include code sets for types of disease, injuries, and poisonings as well as external cause of injury (E codes). Produced by: Office of Statistics and Programming, National Center for Injury Prevention and Control, CDC Data Source: NCHS Vital Statistics System for numbers of deaths. Bureau of Census for population estimates.

FACT: ADULTS 65 AND OLDER IN MINNESOTA ARE NEARLY 3 TIMES AS LIKELY TO DIE IN A FIRE AS THE REST OF THE STATE'S POPULATION.

Additional Minnesota Fire Facts:

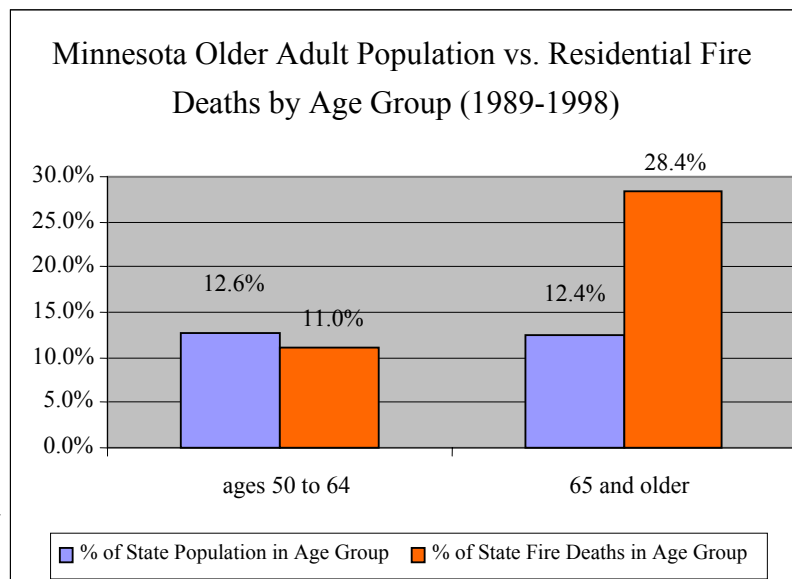
From 1989 to 1998, adults 65 and older made up 28% of the residential fire deaths. There were 409 overall residential fire deaths in Minnesota and of those deaths, 116 were adults 65 and older.

The risk of fire death in Minnesota for adults 65 and older is 1 in 49,098; for the population under age 65, it is 1 in 136,800.

Older adults in Minnesota are at an increased risk of fire death as compared to the rest of the state's population:

- Nearly twice the risk for adults 65 to 74
- More than 2.5 times the risk for adults 75 to 84
- More than 4 times the risk for adults 85 and older

Minnesota's aggregated population, 1989-1998, 65 and older [5,695,338]
Minnesota's aggregated population, 1989-1998, under age 65 [40,082,543]



National Fire Trends (1989-1998)

The fire death rate for all Americans ages 65 and older is more than 3 times the national average, and it rises as they get older. Adults ages 65 to 74 are nearly twice as likely to die in a home fire as the rest of the population. Adults ages 75 to 84 are nearly 4 times as likely, and after age 85 the rate rises to more than 5 times as likely.

Every year, approximately 1,100 adults ages 65 and older die from residential fires.

Adults Ages 50 to 64

Adults between the ages of 50 and 64 are approaching the high-risk group. From 1989 to 1998, 4,761 adults 50 to 64 years old died from residential fires. This group accounted for 13% of the population and the fire deaths. Their fire death rate will increase with age.



Source:
Residential fire death and population data provided by the Centers for Disease Control and Prevention. Web-based Injury Statistics Query and Reporting System (WISQARS) [Online]. (2002). National Center for Injury Prevention and Control, Centers for Disease Control and Prevention (producer). Available from: URL: www.cdc.gov/nceip/wisqars. ICD-9 Codes: E890-E899 and place of accident: home. Rates based on 20 or fewer deaths are considered by the National Center for Health Statistics to be statistically unreliable.

Note:
A 10-year span of data is presented to more accurately depict the risk of residential fire death in a given state. CDC data was drawn from 1989 through 1998, using the International Classification of Disease-9th Revision coding method. The ICD-9 codes include code sets for types of disease, injuries, and poisonings as well as external cause of injury (E codes). Produced by: Office of Statistics and Programming, National Center for Injury Prevention and Control, CDC Data Source: NCHS Vital Statistics System for numbers of deaths. Bureau of Census for population estimates.

FACT: ADULTS 65 AND OLDER IN MISSISSIPPI ARE NEARLY 4 TIMES AS LIKELY TO DIE IN A FIRE AS THE REST OF THE STATE'S POPULATION.

Additional Mississippi Fire Facts:

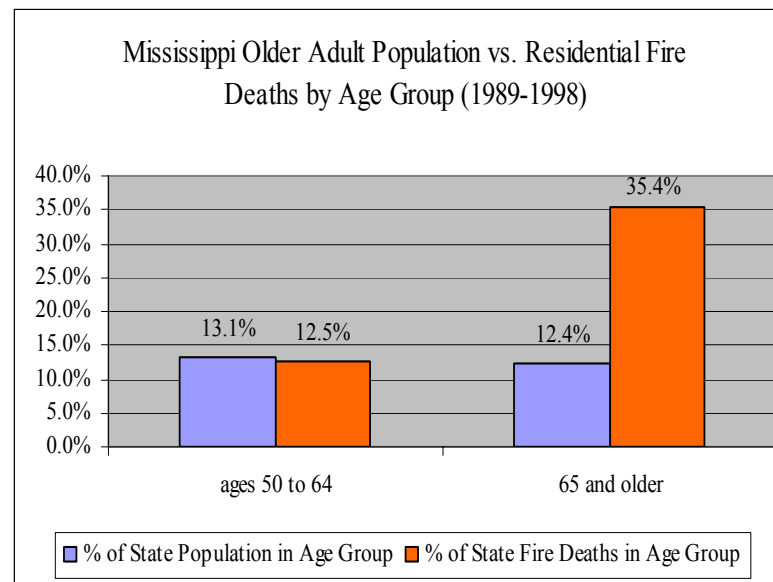
From 1989 to 1998, adults 65 and older made up 35% of the residential fire deaths. There were 1,025 overall residential fire deaths in Mississippi and of those deaths, 363 were adults 65 and older.

The risk of fire death in Mississippi for adults 65 and older is 1 in 9,127; for the population under age 65, it is 1 in 35,435.

Older adults in Mississippi are at an increased risk of fire death as compared to the rest of the state's population:

- More than 1.5 times the risk for adults 65 to 74
- Nearly 4 times the risk for adults 75 to 84
- Exactly 9 times the risk for adults 85 and older

Mississippi's aggregated population, 1989-1998, 65 and older [3,313,110]
Mississippi's aggregated population, 1989-1998, under age 65 [23,457,735]



National Fire Trends (1989-1998)

The fire death rate for all Americans ages 65 and older is more than 3 times the national average, and it rises as they get older. Adults ages 65 to 74 are nearly twice as likely to die in a home fire as the rest of the population. Adults ages 75 to 84 are nearly 4 times as likely, and after age 85 the rate rises to more than 5 times as likely.

Every year, approximately 1,100 adults ages 65 and older die from residential fires.

Adults Ages 50 to 64

Adults between the ages of 50 and 64 are approaching the high-risk group. From 1989 to 1998, 4,761 adults 50 to 64 years old died from residential fires. This group accounted for 13% of the population and the fire deaths. Their fire death rate will increase with age.



Source:

Residential fire death and population data provided by the Centers for Disease Control and Prevention. Web-based Injury Statistics Query and Reporting System (WISQARS) [Online]. (2002). National Center for Injury Prevention and Control, Centers for Disease Control and Prevention (producer). Available from: URL: www.cdc.gov/nceip/wisqars. ICD-9 Codes: E890-E899 and place of accident: home. Rates based on 20 or fewer deaths are considered by the National Center for Health Statistics to be statistically unreliable.

Note:

A 10-year span of data is presented to more accurately depict the risk of residential fire death in a given state. CDC data was drawn from 1989 through 1998, using the International Classification of Disease-9th Revision coding method. The ICD-9 codes include code sets for types of disease, injuries, and poisonings as well as external cause of injury (E codes). Produced by: Office of Statistics and Programming, National Center for Injury Prevention and Control, CDC Data Source: NCHS Vital Statistics System for numbers of deaths. Bureau of Census for population estimates.

FACT: ADULTS 65 AND OLDER IN MISSOURI ARE MORE THAN 2.5 TIMES AS LIKELY TO DIE IN A FIRE AS THE REST OF THE STATE'S POPULATION.

Additional Missouri Fire Facts:

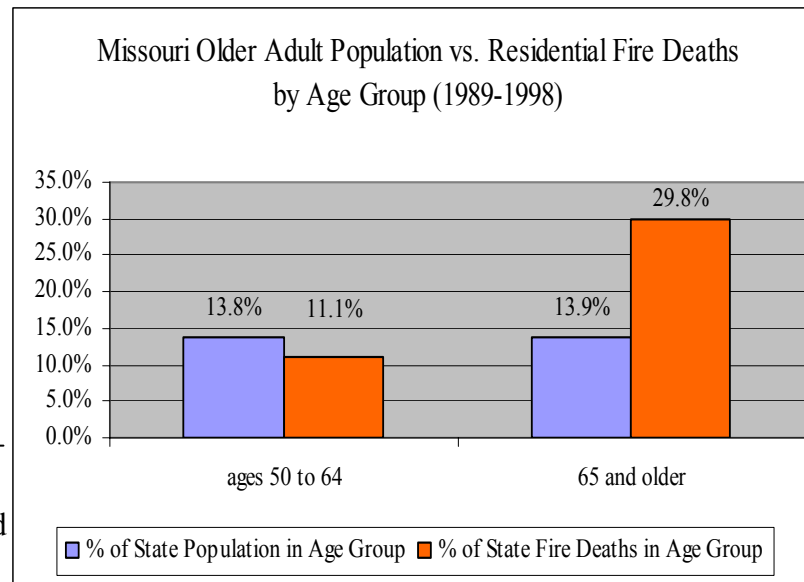
From 1989 to 1998, adults 65 and older made up 30% of the residential fire deaths. There were 961 overall residential fire deaths in Missouri and of those deaths, 286 were adults 65 and older.

The risk of fire death in Missouri for adults 65 and older is 1 in 25,799; for the population under age 65, it is 1 in 67,615.

Older adults in Missouri are at an increased risk of fire death as compared to the rest of the state's population:

- Nearly 1.5 times the risk for adults 65 to 74
- Nearly 3 times the risk for adults 75 to 84
- Exactly 4.5 times the risk for adults 85 and older

Missouri's aggregated population, 1989-1998, 65 and older [7,378,534]
Missouri's aggregated population, 1989-1998, under age 65 [45,639,987]



National Fire Trends (1989-1998)

The fire death rate for all Americans ages 65 and older is more than 3 times the national average, and it rises as they get older. Adults ages 65 to 74 are nearly twice as likely to die in a home fire as the rest of the population. Adults ages 75 to 84 are nearly 4 times as likely, and after age 85 the rate rises to more than 5 times as likely.

Every year, approximately 1,100 adults ages 65 and older die from residential fires.

Adults Ages 50 to 64

Adults between the ages of 50 and 64 are approaching the high-risk group. From 1989 to 1998, 4,761 adults 50 to 64 years old died from residential fires. This group accounted for 13% of the population and the fire deaths. Their fire death rate will increase with age.



Source:

Residential fire death and population data provided by the Centers for Disease Control and Prevention. Web-based Injury Statistics Query and Reporting System (WISQARS) [Online]. (2002). National Center for Injury Prevention and Control, Centers for Disease Control and Prevention (producer). Available from: URL: www.cdc.gov/nceip/wisqars. ICD-9 Codes: E890-E899 and place of accident: home. Rates based on 20 or fewer deaths are considered by the National Center for Health Statistics to be statistically unreliable.

Note:

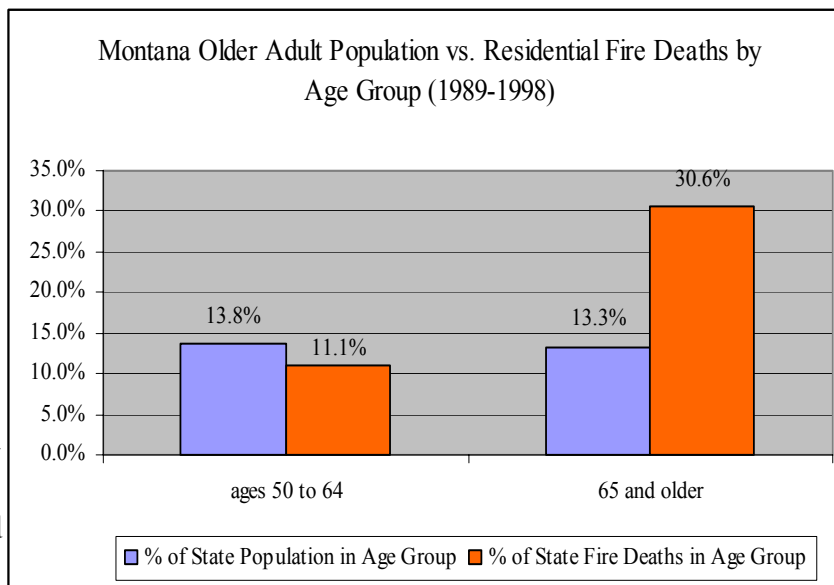
A 10-year span of data is presented to more accurately depict the risk of residential fire death in a given state. CDC data was drawn from 1989 through 1998, using the International Classification of Disease-9th Revision coding method. The ICD-9 codes include code sets for types of disease, injuries, and poisonings as well as external cause of injury (E codes). Produced by: Office of Statistics and Programming, National Center for Injury Prevention and Control, CDC Data Source: NCHS Vital Statistics System for numbers of deaths. Bureau of Census for population estimates.

FACT: ADULTS 65 AND OLDER IN MONTANA ARE NEARLY 3 TIMES AS LIKELY TO DIE IN A FIRE AS THE REST OF THE STATE'S POPULATION.

Additional Montana Fire Facts:

From 1989 to 1998, adults 65 and older made up 31% of the residential fire deaths. There were 108 overall residential fire deaths in Montana and of those deaths, 33 were adults 65 and older.

The risk of fire death in Montana for adults 65 and older is 1 in 34,124; for the population under age 65, it is 1 in 98,133.



Older adults in Montana are at an increased risk of fire death as compared to the rest of the state's population:

- Nearly 1.5 times the risk for adults 65 to 74
- More than 3 times the risk for adults 75 to 84
- More than 4.5 times the risk for adults 85 and older

Montana's aggregated population, 1989-1998, 65 and older [1,126,105]
Montana's aggregated population, 1989-1998, under age 65 [7,359,981]

National Fire Trends (1989-1998)

The fire death rate for all Americans ages 65 and older is more than 3 times the national average, and it rises as they get older. Adults ages 65 to 74 are nearly twice as likely to die in a home fire as the rest of the population. Adults ages 75 to 84 are nearly 4 times as likely, and after age 85 the rate rises to more than 5 times as likely.

Every year, approximately 1,100 adults ages 65 and older die from residential fires.

Adults Ages 50 to 64

Adults between the ages of 50 and 64 are approaching the high-risk group. From 1989 to 1998, 4,761 adults 50 to 64 years old died from residential fires. This group accounted for 13% of the population and the fire deaths. Their fire death rate will increase with age.



Source:
Residential fire death and population data provided by the Centers for Disease Control and Prevention. Web-based Injury Statistics Query and Reporting System (WISQARS) [Online]. (2002). National Center for Injury Prevention and Control, Centers for Disease Control and Prevention (producer). Available from: URL: www.cdc.gov/nceip/wisqars. ICD-9 Codes: E890-E899 and place of accident: home. Rates based on 20 or fewer deaths are considered by the National Center for Health Statistics to be statistically unreliable.

Note:
A 10-year span of data is presented to more accurately depict the risk of residential fire death in a given state. CDC data was drawn from 1989 through 1998, using the International Classification of Disease-9th Revision coding method. The ICD-9 codes include code sets for types of disease, injuries, and poisonings as well as external cause of injury (E codes). Produced by: Office of Statistics and Programming, National Center for Injury Prevention and Control, CDC Data Source: NCHS Vital Statistics System for numbers of deaths. Bureau of Census for population estimates.

FACT: ADULTS 65 AND OLDER IN NEBRASKA ARE NEARLY 3 TIMES AS LIKELY TO DIE IN A FIRE AS THE REST OF THE STATE'S POPULATION.

Additional Nebraska Fire Facts:

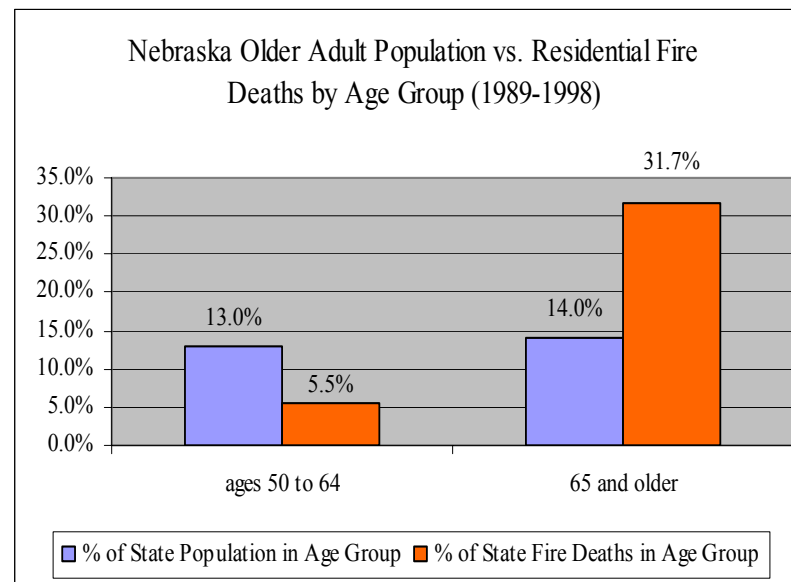
From 1989 to 1998, adults 65 and older made up 32% of the residential fire deaths. There were 145 overall residential fire deaths in Nebraska and of those deaths, 46 were adults 65 and older.

The risk of fire death in Nebraska for adults 65 and older is 1 in 49,734; for the population under age 65, it is 1 in 141,949.

Older adults in Nebraska are at an increased risk of fire death as compared to the rest of the state's population:

- **Less than 1.5 times the risk for adults 65 to 74**
- **More than 3.5 times the risk for adults 75 to 84**
- **More than 4 times the risk for adults 85 and older**

Nebraska's aggregated population, 1989-1998, 65 and older [2,287,779]
Nebraska's aggregated population, 1989-1998, under age 65 [14,052,968]



National Fire Trends (1989-1998)

The fire death rate for all Americans ages 65 and older is more than 3 times the national average, and it rises as they get older. Adults ages 65 to 74 are nearly twice as likely to die in a home fire as the rest of the population. Adults ages 75 to 84 are nearly 4 times as likely, and after age 85 the rate rises to more than 5 times as likely.

Every year, approximately 1,100 adults ages 65 and older die from residential fires.

Adults Ages 50 to 64

Adults between the ages of 50 and 64 are approaching the high-risk group. From 1989 to 1998, 4,761 adults 50 to 64 years old died from residential fires. This group accounted for 13% of the population and the fire deaths. Their fire death rate will increase with age.



Source:

Residential fire death and population data provided by the Centers for Disease Control and Prevention. Web-based Injury Statistics Query and Reporting System (WISQARS) [Online]. (2002). National Center for Injury Prevention and Control, Centers for Disease Control and Prevention (producer). Available from: URL: www.cdc.gov/nceip/wisqars. ICD-9 Codes: E890-E899 and place of accident: home. Rates based on 20 or fewer deaths are considered by the National Center for Health Statistics to be statistically unreliable.

Note:

A 10-year span of data is presented to more accurately depict the risk of residential fire death in a given state. CDC data was drawn from 1989 through 1998, using the International Classification of Disease-9th Revision coding method. The ICD-9 codes include code sets for types of disease, injuries, and poisonings as well as external cause of injury (E codes). Produced by: Office of Statistics and Programming, National Center for Injury Prevention and Control, CDC Data Source: NCHS Vital Statistics System for numbers of deaths. Bureau of Census for population estimates.

FACT: ADULTS 65 AND OLDER IN NEVADA ARE MORE THAN 3.5 TIMES AS LIKELY TO DIE IN A FIRE AS THE REST OF THE STATE'S POPULATION.

Additional Nevada Fire Facts:

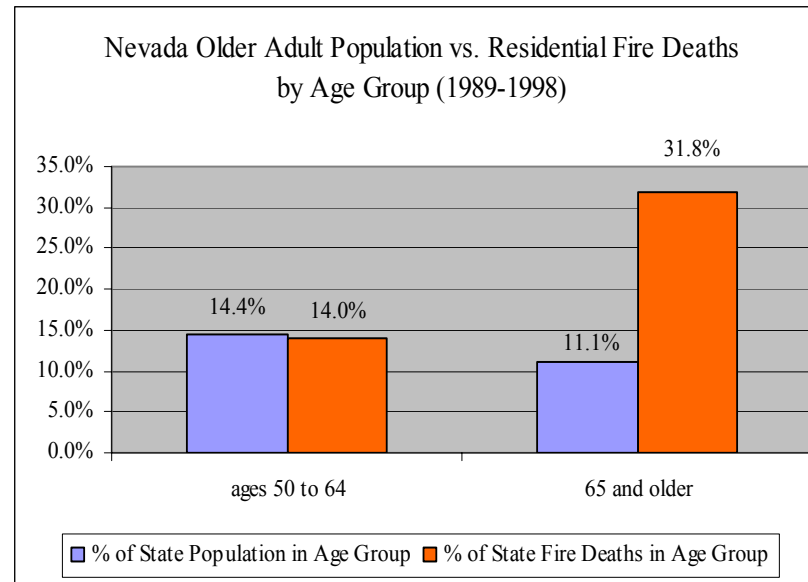
From 1989 to 1998, adults 65 and older made up 32% of the residential fire deaths. There were 129 overall residential fire deaths in Nevada and of those deaths, 41 were adults 65 and older.

The risk of fire death in Nevada for adults 65 and older is 1 in 40,067; for the population under age 65, it is 1 in 149,278.

Older adults in Nevada are at an increased risk of fire death as compared to the rest of the state's population:

- **More than 1.5 times the risk for adults 65 to 74**
- **More than 4.5 times the risk for adults 75 to 84**
- **More than 10 times the risk for adults 85 and older**

Nevada's aggregated population, 1989-1998, 65 and older [1,642,752]
Nevada's aggregated population, 1989-1998, under age 65 [13,136,488]



National Fire Trends (1989-1998)

The fire death rate for all Americans ages 65 and older is more than 3 times the national average, and it rises as they get older. Adults ages 65 to 74 are nearly twice as likely to die in a home fire as the rest of the population. Adults ages 75 to 84 are nearly 4 times as likely, and after age 85 the rate rises to more than 5 times as likely.

Every year, approximately 1,100 adults ages 65 and older die from residential fires.

Adults Ages 50 to 64

Adults between the ages of 50 and 64 are approaching the high-risk group. From 1989 to 1998, 4,761 adults 50 to 64 years old died from residential fires. This group accounted for 13% of the population and the fire deaths. Their fire death rate will increase with age.



FEMA

Source:

Residential fire death and population data provided by the Centers for Disease Control and Prevention. Web-based Injury Statistics Query and Reporting System (WISQARS) [Online]. (2002). National Center for Injury Prevention and Control, Centers for Disease Control and Prevention (producer). Available from: URL: www.cdc.gov/nceip/wisqars. ICD-9 Codes: E890-E899 and place of accident: home. Rates based on 20 or fewer deaths are considered by the National Center for Health Statistics to be statistically unreliable.

Note:

A 10-year span of data is presented to more accurately depict the risk of residential fire death in a given state. CDC data was drawn from 1989 through 1998, using the International Classification of Disease-9th Revision coding method. The ICD-9 codes include code sets for types of disease, injuries, and poisonings as well as external cause of injury (E codes). Produced by: Office of Statistics and Programming, National Center for Injury Prevention and Control, CDC Data Source: NCHS Vital Statistics System for numbers of deaths. Bureau of Census for population estimates.

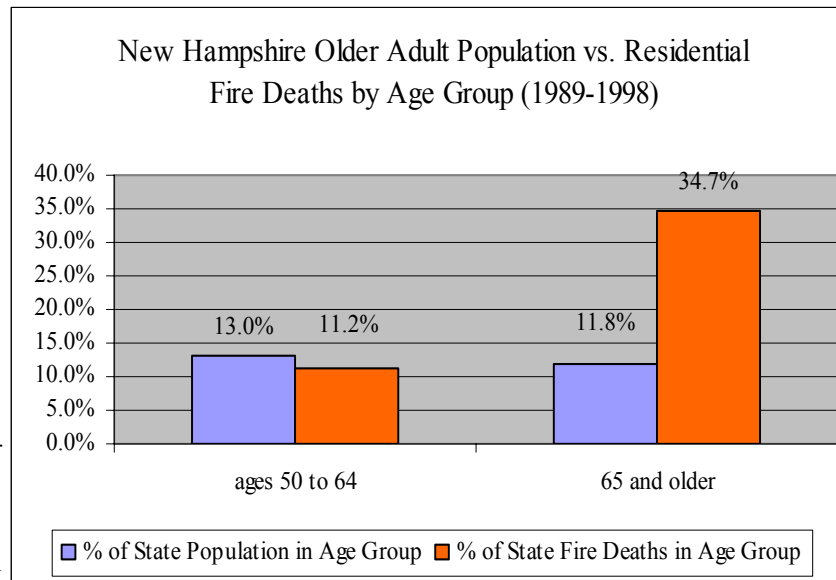
FACT: ADULTS AGES 65 AND OLDER IN NEW HAMPSHIRE MADE UP ONE-THIRD OF RESIDENTIAL FIRE DEATHS OVER A 10-YEAR PERIOD.

Additional New Hampshire Fire Facts:

From 1989 to 1998, adults 65 and older made up 35% of the residential fire deaths. There were 98 overall residential fire deaths in New Hampshire and of those deaths, 34 were adults 65 and older.

The risk of fire death in New Hampshire for adults 65 and older is 1 in 39,746; for the population under age 65, it is 1 in 157,693.

Based on the low number of residents ages 65 and older and the low number of overall fire deaths, the data comparison is statistically unreliable. However, the risk of dying in a home fire remains high for those ages 65 and older.



National Fire Trends (1989-1998)

The fire death rate for all Americans ages 65 and older is more than 3 times the national average, and it rises as they get older. Adults ages 65 to 74 are nearly twice as likely to die in a home fire as the rest of the population. Adults ages 75 to 84 are nearly 4 times as likely, and after age 85 the rate rises to more than 5 times as likely.

Every year, approximately 1,100 adults ages 65 and older die from residential fires.

Adults Ages 50 to 64

Adults between the ages of 50 and 64 are approaching the high-risk group. From 1989 to 1998, 4,761 adults 50 to 64 years old died from residential fires. This group accounted for 13% of the population and the fire deaths. Their fire death rate will increase with age.



New Hampshire's aggregated population, 1989-1998, 65 and older [1,351,362]
New Hampshire's aggregated population, 1989-1998, under age 65 [10,092,369]

Source:

Residential fire death and population data provided by the Centers for Disease Control and Prevention. Web-based Injury Statistics Query and Reporting System (WISQARS) [Online]. (2002). National Center for Injury Prevention and Control, Centers for Disease Control and Prevention (producer). Available from: URL: www.cdc.gov/nceip/wisqars. ICD-9 Codes: E890-E899 and place of accident: home. Rates based on 20 or fewer deaths are considered by the National Center for Health Statistics to be statistically unreliable.

Note:

A 10-year span of data is presented to more accurately depict the risk of residential fire death in a given state. CDC data was drawn from 1989 through 1998, using the International Classification of Disease-9th Revision coding method. The ICD-9 codes include code sets for types of disease, injuries, and poisonings as well as external cause of injury (E codes). Produced by: Office of Statistics and Programming, National Center for Injury Prevention and Control, CDC Data Source: NCHS Vital Statistics System for numbers of deaths. Bureau of Census for population estimates.

FACT: ADULTS 65 AND OLDER IN NEW JERSEY ARE MORE THAN 3 TIMES AS LIKELY TO DIE IN A FIRE AS THE REST OF THE STATE'S POPULATION.

Additional New Jersey Fire Facts:

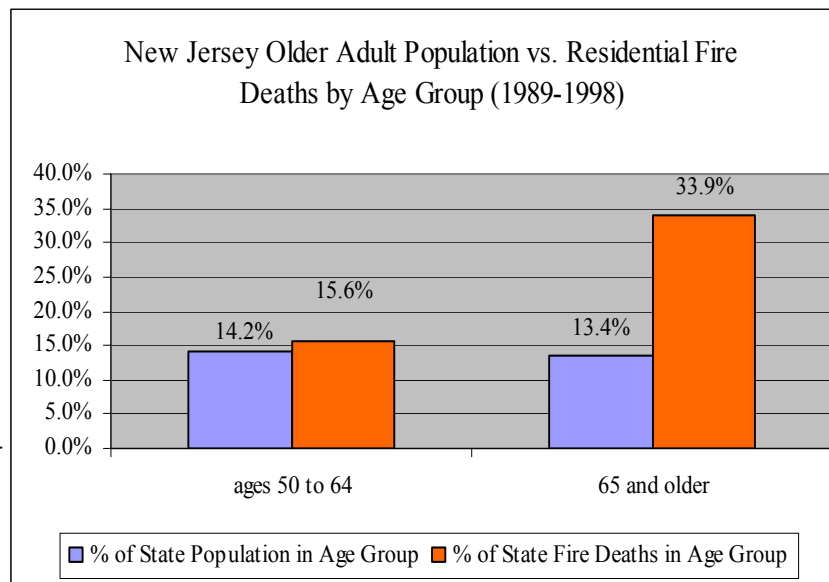
From 1989 to 1998, adults 65 and older made up 34% of the residential fire deaths. There were 882 overall residential fire deaths in New Jersey and of those deaths, 299 were adults 65 and older.

The risk of fire death in New Jersey for adults 65 and older is 1 in 35,830; for the population under age 65, it is 1 in 118,641.

Older adults in New Jersey are at an increased risk of fire death as compared to the rest of the state's population:

- **More than twice the risk for adults 65 to 74**
- **More than 3 times the risk for adults 75 to 84**
- **More than 5 times the risk for adults 85 and older**

New Jersey's aggregated population, 1989-1998, 65 and older [10,713,269]
New Jersey's aggregated population, 1989-1998, under age 65 [69,167,448]



National Fire Trends (1989-1998)

The fire death rate for all Americans ages 65 and older is more than 3 times the national average, and it rises as they get older. Adults ages 65 to 74 are nearly twice as likely to die in a home fire as the rest of the population. Adults ages 75 to 84 are nearly 4 times as likely, and after age 85 the rate rises to more than 5 times as likely.

Every year, approximately 1,100 adults ages 65 and older die from residential fires.

Adults Ages 50 to 64

Adults between the ages of 50 and 64 are approaching the high-risk group. From 1989 to 1998, 4,761 adults 50 to 64 years old died from residential fires. This group accounted for 13% of the population and the fire deaths. Their fire death rate will increase with age.



Source:

Residential fire death and population data provided by the Centers for Disease Control and Prevention. Web-based Injury Statistics Query and Reporting System (WISQARS) [Online]. (2002). National Center for Injury Prevention and Control, Centers for Disease Control and Prevention (producer). Available from: URL: www.cdc.gov/nceip/wisqars. ICD-9 Codes: E890-E899 and place of accident: home. Rates based on 20 or fewer deaths are considered by the National Center for Health Statistics to be statistically unreliable.

Note:

A 10-year span of data is presented to more accurately depict the risk of residential fire death in a given state. CDC data was drawn from 1989 through 1998, using the International Classification of Disease-9th Revision coding method. The ICD-9 codes include code sets for types of disease, injuries, and poisonings as well as external cause of injury (E codes). Produced by: Office of Statistics and Programming, National Center for Injury Prevention and Control, CDC Data Source: NCHS Vital Statistics System for numbers of deaths. Bureau of Census for population estimates.

FACT: ADULTS 65 AND OLDER IN NEW MEXICO ARE NEARLY 5 TIMES AS LIKELY TO DIE IN A FIRE AS THE REST OF THE STATE'S POPULATION.

Additional New Mexico Fire Facts:

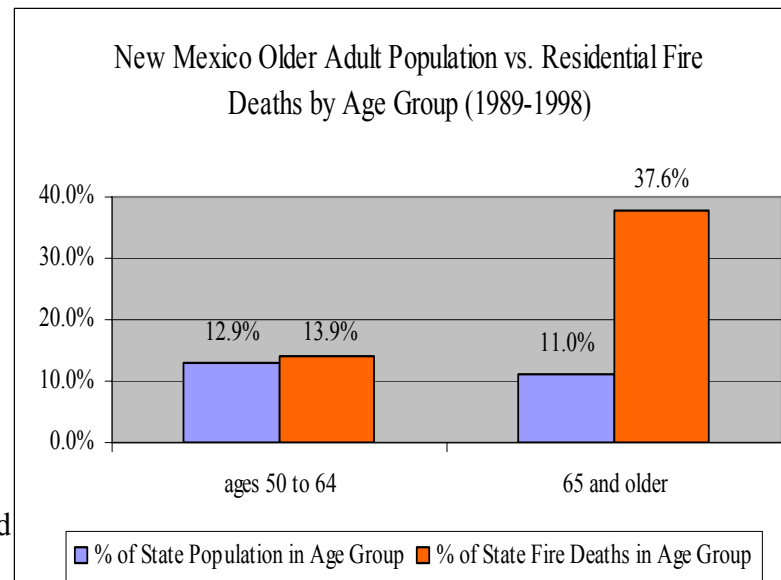
From 1989 to 1998, adults 65 and older made up 38% of the residential fire deaths. There were 173 overall residential fire deaths in New Mexico and of those deaths, 65 were adults 65 and older.

The risk of fire death in New Mexico for adults 65 and older is 1 in 27,946; for the population under age 65, it is 1 in 136,277.

Older adults in New Mexico are at an increased risk of fire death as compared to the rest of the state's population:

- **More than 1.5 times the risk for adults 65 to 74**
- **Nearly 6 times the risk for adults 75 to 84**
- **More than 10 times the risk for adults 85 and older**

New Mexico's aggregated population, 1989-1998, 65 and older [1,816,499]
New Mexico's aggregated population, 1989-1998, under age 65 [14,717,961]



National Fire Trends (1989-1998)

The fire death rate for all Americans ages 65 and older is more than 3 times the national average, and it rises as they get older. Adults ages 65 to 74 are nearly twice as likely to die in a home fire as the rest of the population. Adults ages 75 to 84 are nearly 4 times as likely, and after age 85 the rate rises to more than 5 times as likely.

Every year, approximately 1,100 adults ages 65 and older die from residential fires.

Adults Ages 50 to 64

Adults between the ages of 50 and 64 are approaching the high-risk group. From 1989 to 1998, 4,761 adults 50 to 64 years old died from residential fires. This group accounted for 13% of the population and the fire deaths. Their fire death rate will increase with age.



Source:

Residential fire death and population data provided by the Centers for Disease Control and Prevention. Web-based Injury Statistics Query and Reporting System (WISQARS) [Online]. (2002). National Center for Injury Prevention and Control, Centers for Disease Control and Prevention (producer). Available from: URL: www.cdc.gov/nceip/wisqars. ICD-9 Codes: E890-E899 and place of accident: home. Rates based on 20 or fewer deaths are considered by the National Center for Health Statistics to be statistically unreliable.

Note:

A 10-year span of data is presented to more accurately depict the risk of residential fire death in a given state. CDC data was drawn from 1989 through 1998, using the International Classification of Disease-9th Revision coding method. The ICD-9 codes include code sets for types of disease, injuries, and poisonings as well as external cause of injury (E codes). Produced by: Office of Statistics and Programming, National Center for Injury Prevention and Control, CDC Data Source: NCHS Vital Statistics System for numbers of deaths. Bureau of Census for population estimates.

FACT: ADULTS 65 AND OLDER IN NEW YORK ARE 3.5 TIMES AS LIKELY TO DIE IN A FIRE AS THE REST OF THE STATE'S POPULATION.

Additional New York Fire Facts:

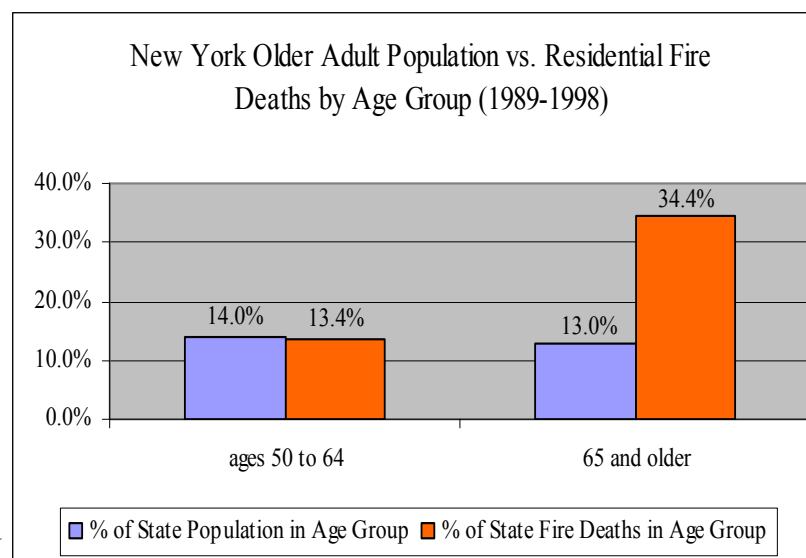
From 1989 to 1998, adults 65 and older made up 34% of the residential fire deaths. There were 2,317 overall residential fire deaths in New York and of those deaths, 796 were adults 65 and older.

The risk of fire death in New York for adults 65 and older is 1 in 29,947; for the population under age 65, it is 1 in 105,113.

Older adults in New York are at an increased risk of fire death as compared to the rest of the state's population:

- Nearly twice the risk for adults 65 to 74
- Exactly 3.5 times the risk for adults 75 to 84
- Exactly 6 times the risk for adults 85 and older

New York's aggregated population, 1989-1998, 65 and older [23,837,855]
New York's aggregated population, 1989-1998, under age 65 [159,876,703]



National Fire Trends (1989-1998)

The fire death rate for all Americans ages 65 and older is more than 3 times the national average, and it rises as they get older. Adults ages 65 to 74 are nearly twice as likely to die in a home fire as the rest of the population. Adults ages 75 to 84 are nearly 4 times as likely, and after age 85 the rate rises to more than 5 times as likely.

Every year, approximately 1,100 adults ages 65 and older die from residential fires.

Adults Ages 50 to 64

Adults between the ages of 50 and 64 are approaching the high-risk group. From 1989 to 1998, 4,761 adults 50 to 64 years old died from residential fires. This group accounted for 13% of the population and the fire deaths. Their fire death rate will increase with age.



Source:

Residential fire death and population data provided by the Centers for Disease Control and Prevention. Web-based Injury Statistics Query and Reporting System (WISQARS) [Online]. (2002). National Center for Injury Prevention and Control, Centers for Disease Control and Prevention (producer). Available from: URL: www.cdc.gov/nceip/wisqars. ICD-9 Codes: E890-E899 and place of accident: home. Rates based on 20 or fewer deaths are considered by the National Center for Health Statistics to be statistically unreliable.

Note:

A 10-year span of data is presented to more accurately depict the risk of residential fire death in a given state. CDC data was drawn from 1989 through 1998, using the International Classification of Disease-9th Revision coding method. The ICD-9 codes include code sets for types of disease, injuries, and poisonings as well as external cause of injury (E codes). Produced by: Office of Statistics and Programming, National Center for Injury Prevention and Control, CDC Data Source: NCHS Vital Statistics System for numbers of deaths. Bureau of Census for population estimates.

FACT: ADULTS 65 AND OLDER IN NORTH CAROLINA ARE MORE THAN 3 TIMES AS LIKELY TO DIE IN A FIRE AS THE REST OF THE STATE'S POPULATION.

Additional North Carolina Fire Facts:

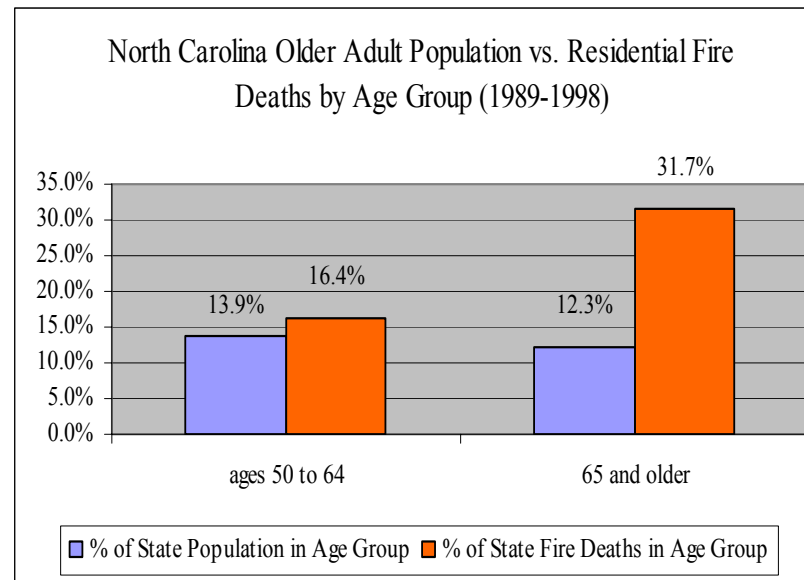
From 1989 to 1998, adults 65 and older made up 32% of the residential fire deaths. There were 1,393 overall residential fire deaths in North Carolina and of those deaths, 442 were adults 65 and older.

The risk of fire death in North Carolina for adults 65 and older is 1 in 19,871; for the population under age 65, it is 1 in 65,891.

Older adults in North Carolina are at an increased risk of fire death as compared to the rest of the state's population:

- **More than twice the risk for adults 65 to 74**
- **More than 3 times the risk for adults 75 to 84**
- **Nearly 6 times the risk for adults 85 and older**

North Carolina's aggregated population, 1989-1998, 65 and older [8,783,003]
North Carolina's aggregated population, 1989-1998, under age 65 [62,662,453]



National Fire Trends (1989-1998)

The fire death rate for all Americans ages 65 and older is more than 3 times the national average, and it rises as they get older. Adults ages 65 to 74 are nearly twice as likely to die in a home fire as the rest of the population. Adults ages 75 to 84 are nearly 4 times as likely, and after age 85 the rate rises to more than 5 times as likely.

Every year, approximately 1,100 adults ages 65 and older die from residential fires.

Adults Ages 50 to 64

Adults between the ages of 50 and 64 are approaching the high-risk group. From 1989 to 1998, 4,761 adults 50 to 64 years old died from residential fires. This group accounted for 13% of the population and the fire deaths. Their fire death rate will increase with age.



Source:

Residential fire death and population data provided by the Centers for Disease Control and Prevention. Web-based Injury Statistics Query and Reporting System (WISQARS) [Online]. (2002). National Center for Injury Prevention and Control, Centers for Disease Control and Prevention (producer). Available from: URL: www.cdc.gov/nceip/wisqars. ICD-9 Codes: E890-E899 and place of accident: home. Rates based on 20 or fewer deaths are considered by the National Center for Health Statistics to be statistically unreliable.

Note:

A 10-year span of data is presented to more accurately depict the risk of residential fire death in a given state. CDC data was drawn from 1989 through 1998, using the International Classification of Disease-9th Revision coding method. The ICD-9 codes include code sets for types of disease, injuries, and poisonings as well as external cause of injury (E codes). Produced by: Office of Statistics and Programming, National Center for Injury Prevention and Control, CDC Data Source: NCHS Vital Statistics System for numbers of deaths. Bureau of Census for population estimates.

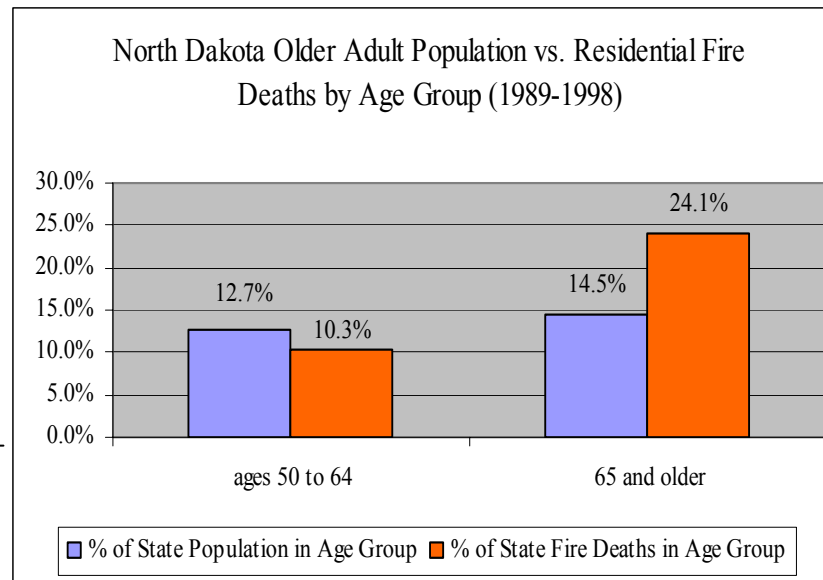
FACT: ADULTS 65 AND OLDER IN NORTH DAKOTA ARE NEARLY TWICE AS LIKELY TO DIE IN A FIRE AS THE REST OF THE STATE'S POPULATION.

Additional North Dakota Fire Facts:

From 1989 to 1998, adults 65 and older made up 24% of the residential fire deaths. There were 87 overall residential fire deaths in North Dakota and of those deaths, 21 were adults 65 and older.

The risk of fire death in North Dakota for adults 65 and older is 1 in 44,414; for the population under age 65, it is 1 in 83,431.

Based on the low number of residents ages 65 and older and the low number of overall fire deaths, the data comparison is statistically unreliable. However, the risk of dying in a home fire remains high for those ages 65 and older.



National Fire Trends (1989-1998)

The fire death rate for all Americans ages 65 and older is more than 3 times the national average, and it rises as they get older. Adults ages 65 to 74 are nearly twice as likely to die in a home fire as the rest of the population. Adults ages 75 to 84 are nearly 4 times as likely, and after age 85 the rate rises to more than 5 times as likely.

Every year, approximately 1,100 adults ages 65 and older die from residential fires.

Adults Ages 50 to 64

Adults between the ages of 50 and 64 are approaching the high-risk group. From 1989 to 1998, 4,761 adults 50 to 64 years old died from residential fires. This group accounted for 13% of the population and the fire deaths. Their fire death rate will increase with age.



North Dakota's aggregated population, 1989-1998, 65 and older [932,688]
North Dakota's aggregated population, 1989-1998, under age 65 [5,506,474]

Source:

Residential fire death and population data provided by the Centers for Disease Control and Prevention. Web-based Injury Statistics Query and Reporting System (WISQARS) [Online]. (2002). National Center for Injury Prevention and Control, Centers for Disease Control and Prevention (producer). Available from: URL: www.cdc.gov/nceip/wisqars. ICD-9 Codes: E890-E899 and place of accident: home. Rates based on 20 or fewer deaths are considered by the National Center for Health Statistics to be statistically unreliable.

Note:

A 10-year span of data is presented to more accurately depict the risk of residential fire death in a given state. CDC data was drawn from 1989 through 1998, using the International Classification of Disease-9th Revision coding method. The ICD-9 codes include code sets for types of disease, injuries, and poisonings as well as external cause of injury (E codes). Produced by: Office of Statistics and Programming, National Center for Injury Prevention and Control, CDC Data Source: NCHS Vital Statistics System for numbers of deaths. Bureau of Census for population estimates.

FACT: ADULTS 65 AND OLDER IN OHIO ARE MORE THAN TWICE AS LIKELY TO DIE IN A FIRE AS THE REST OF THE STATE'S POPULATION.

Additional Ohio Fire Facts:

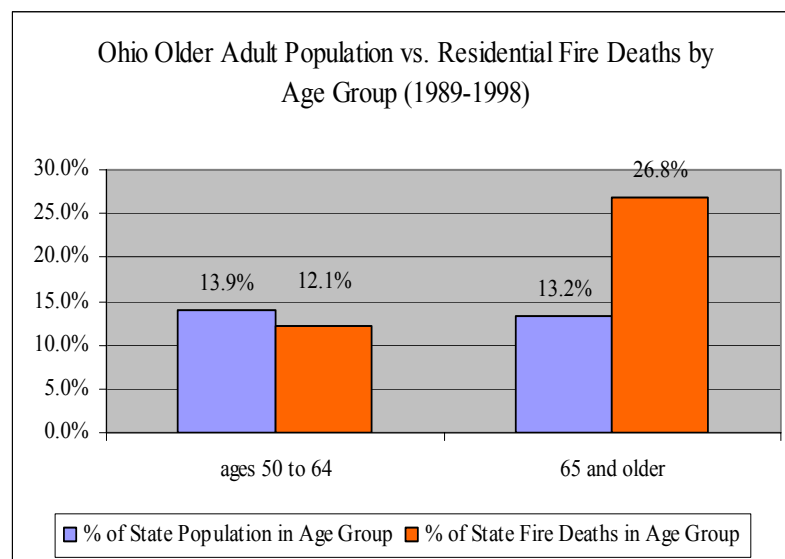
From 1989 to 1998, adults 65 and older made up 27% of the residential fire deaths. There were 1,302 overall residential fire deaths in Ohio and of those deaths, 349 were adults 65 and older.

The risk of fire death in Ohio for adults 65 and older is 1 in 41,980; for the population under age 65, it is 1 in 101,053.

Older adults in Ohio are at an increased risk of fire death as compared to the rest of the state's population:

- **More than 1.5 times the risk for adults 65 to 74**
- **Exactly 2.5 times the risk for adults 75 to 84**
- **More than 4 times the risk for adults 85 and older**

Ohio's aggregated population, 1989-1998, 65 and older [14,651,043]
Ohio's aggregated population, 1989-1998, under age 65 [96,303,281]



National Fire Trends (1989-1998)

The fire death rate for all Americans ages 65 and older is more than 3 times the national average, and it rises as they get older. Adults ages 65 to 74 are nearly twice as likely to die in a home fire as the rest of the population. Adults ages 75 to 84 are nearly 4 times as likely, and after age 85 the rate rises to more than 5 times as likely.

Every year, approximately 1,100 adults ages 65 and older die from residential fires.

Adults Ages 50 to 64

Adults between the ages of 50 and 64 are approaching the high-risk group. From 1989 to 1998, 4,761 adults 50 to 64 years old died from residential fires. This group accounted for 13% of the population and the fire deaths. Their fire death rate will increase with age.



Source:

Residential fire death and population data provided by the Centers for Disease Control and Prevention. Web-based Injury Statistics Query and Reporting System (WISQARS) [Online]. (2002). National Center for Injury Prevention and Control, Centers for Disease Control and Prevention (producer). Available from: URL: www.cdc.gov/nceip/wisqars. ICD-9 Codes: E890-E899 and place of accident: home. Rates based on 20 or fewer deaths are considered by the National Center for Health Statistics to be statistically unreliable.

Note:

A 10-year span of data is presented to more accurately depict the risk of residential fire death in a given state. CDC data was drawn from 1989 through 1998, using the International Classification of Disease-9th Revision coding method. The ICD-9 codes include code sets for types of disease, injuries, and poisonings as well as external cause of injury (E codes). Produced by: Office of Statistics and Programming, National Center for Injury Prevention and Control, CDC Data Source: NCHS Vital Statistics System for numbers of deaths. Bureau of Census for population estimates.

FACT: ADULTS 65 AND OLDER IN OKLAHOMA ARE MORE THAN 2.5 TIMES AS LIKELY TO DIE IN A FIRE AS THE REST OF THE STATE'S POPULATION.

Additional Oklahoma Fire Facts:

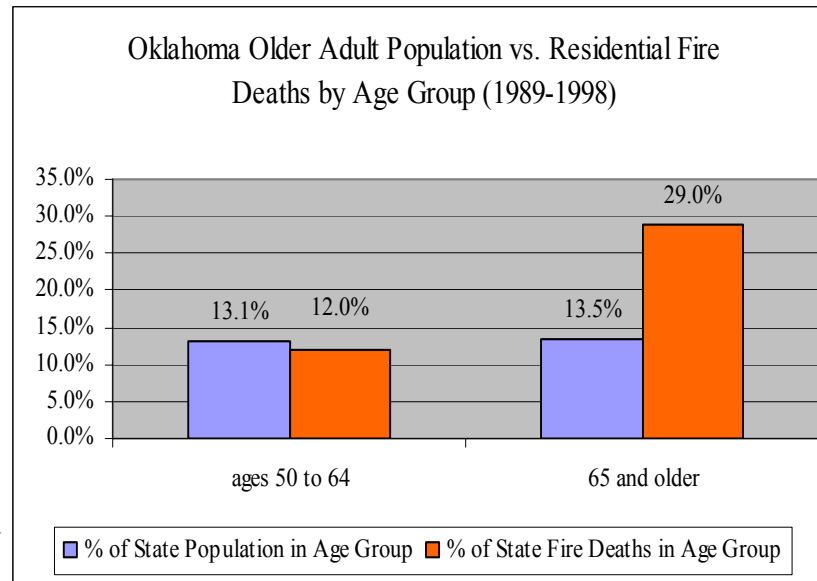
From 1989 to 1998, adults 65 and older made up 29% of the residential fire deaths. There were 625 overall residential fire deaths in Oklahoma and of those deaths, 181 were adults 65 and older.

The risk of fire death in Oklahoma for adults 65 and older is 1 in 24,269; for the population under age 65, it is 1 in 63,649.

Older adults in Oklahoma are at an increased risk of fire death as compared to the rest of the state's population:

- **Less than 1.5 times the risk for adults 65 to 74**
- **More than 3 times the risk for adults 75 to 84**
- **More than 4 times the risk for adults 85 and older**

Oklahoma's aggregated population, 1989-1998, 65 and older [4,392,743]
Oklahoma's aggregated population, 1989-1998, under age 65 [28,260,290]



National Fire Trends (1989-1998)

The fire death rate for all Americans ages 65 and older is more than 3 times the national average, and it rises as they get older. Adults ages 65 to 74 are nearly twice as likely to die in a home fire as the rest of the population. Adults ages 75 to 84 are nearly 4 times as likely, and after age 85 the rate rises to more than 5 times as likely.

Every year, approximately 1,100 adults ages 65 and older die from residential fires.

Adults Ages 50 to 64

Adults between the ages of 50 and 64 are approaching the high-risk group. From 1989 to 1998, 4,761 adults 50 to 64 years old died from residential fires. This group accounted for 13% of the population and the fire deaths. Their fire death rate will increase with age.



FEMA

Source:

Residential fire death and population data provided by the Centers for Disease Control and Prevention. Web-based Injury Statistics Query and Reporting System (WISQARS) [Online]. (2002). National Center for Injury Prevention and Control, Centers for Disease Control and Prevention (producer). Available from: URL: www.cdc.gov/nceip/wisqars. ICD-9 Codes: E890-E899 and place of accident: home. Rates based on 20 or fewer deaths are considered by the National Center for Health Statistics to be statistically unreliable.

Note:

A 10-year span of data is presented to more accurately depict the risk of residential fire death in a given state. CDC data was drawn from 1989 through 1998, using the International Classification of Disease-9th Revision coding method. The ICD-9 codes include code sets for types of disease, injuries, and poisonings as well as external cause of injury (E codes). Produced by: Office of Statistics and Programming, National Center for Injury Prevention and Control, CDC Data Source: NCHS Vital Statistics System for numbers of deaths. Bureau of Census for population estimates.

FACT: ADULTS 65 AND OLDER IN OREGON ARE NEARLY 3 TIMES AS LIKELY TO DIE IN A FIRE AS THE REST OF THE STATE'S POPULATION.

Additional Oregon Fire Facts:

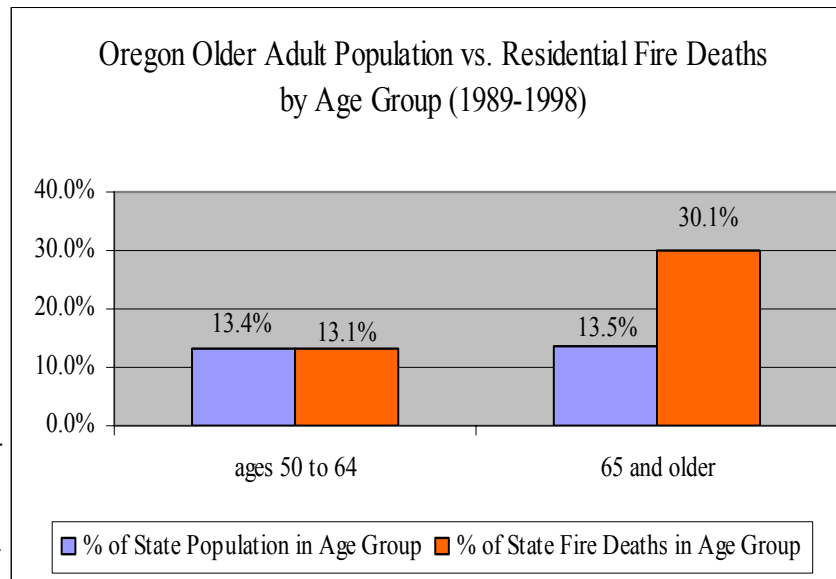
From 1989 to 1998, adults 65 and older made up 30% of the residential fire deaths. There were 329 overall residential fire deaths in Oregon and of those deaths, 99 were adults 65 and older.

The risk of fire death in Oregon for adults 65 and older is 1 in 41,970; for the population under age 65, it is 1 in 116,018.

Older adults in Oregon are at an increased risk of fire death as compared to the rest of the state's population:

- **More than 1.5 times the risk for adults 65 to 74**
- **More than 2 times the risk for adults 75 to 84**
- **More than 5.5 times the risk for adults 85 and older**

Oregon's aggregated population, 1989-1998, 65 and older [4,155,062]
Oregon's aggregated population, 1989-1998, under age 65 [26,684,186]



National Fire Trends (1989-1998)

The fire death rate for all Americans ages 65 and older is more than 3 times the national average, and it rises as they get older. Adults ages 65 to 74 are nearly twice as likely to die in a home fire as the rest of the population. Adults ages 75 to 84 are nearly 4 times as likely, and after age 85 the rate rises to more than 5 times as likely.

Every year, approximately 1,100 adults ages 65 and older die from residential fires.

Adults Ages 50 to 64

Adults between the ages of 50 and 64 are approaching the high-risk group. From 1989 to 1998, 4,761 adults 50 to 64 years old died from residential fires. This group accounted for 13% of the population and the fire deaths. Their fire death rate will increase with age.



FEMA

Source:

Residential fire death and population data provided by the Centers for Disease Control and Prevention. Web-based Injury Statistics Query and Reporting System (WISQARS) [Online]. (2002). National Center for Injury Prevention and Control, Centers for Disease Control and Prevention (producer). Available from: URL: www.cdc.gov/nceip/wisqars. ICD-9 Codes: E890-E899 and place of accident: home. Rates based on 20 or fewer deaths are considered by the National Center for Health Statistics to be statistically unreliable.

Note:

A 10-year span of data is presented to more accurately depict the risk of residential fire death in a given state. CDC data was drawn from 1989 through 1998, using the International Classification of Disease-9th Revision coding method. The ICD-9 codes include code sets for types of disease, injuries, and poisonings as well as external cause of injury (E codes). Produced by: Office of Statistics and Programming, National Center for Injury Prevention and Control, CDC Data Source: NCHS Vital Statistics System for numbers of deaths. Bureau of Census for population estimates.

FACT: ADULTS 65 AND OLDER IN PENNSYLVANIA ARE 2.5 TIMES AS LIKELY TO DIE IN A FIRE AS THE REST OF THE STATE'S POPULATION.

Additional Pennsylvania Fire Facts:

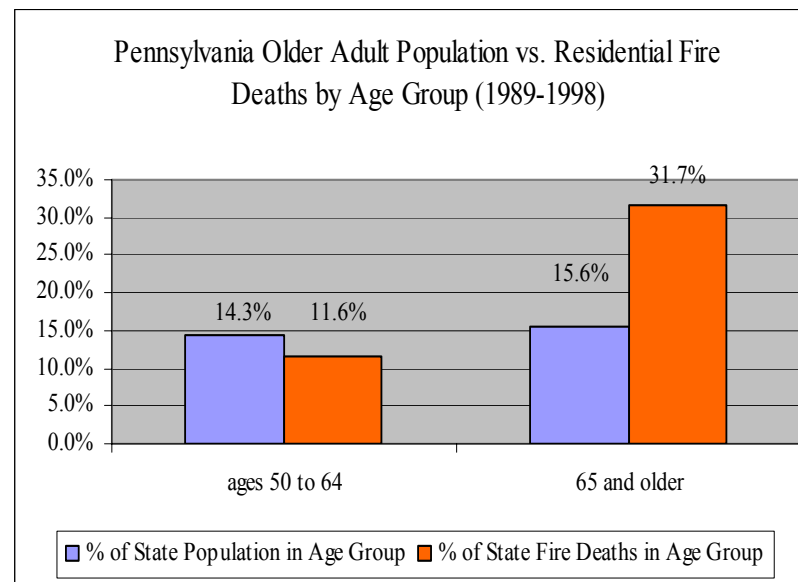
From 1989 to 1998, adults 65 and older made up 32% of the residential fire deaths. There were 1,994 overall residential fire deaths in Pennsylvania and of those deaths, 633 were adults 65 and older.

The risk of fire death in Pennsylvania for adults 65 and older is 1 in 29,859; for the population under age 65, it is 1 in 74,997.

Older adults in Pennsylvania are at an increased risk of fire death as compared to the rest of the state's population:

- Exactly 1.5 times the risk for adults 65 to 74
- More than 2.5 times the risk for adults 75 to 84
- More than 4 times the risk for adults 85 and older

Pennsylvania's aggregated population, 1989-1998, 65 and older [18,900,993]
Pennsylvania's aggregated population, 1989-1998, under age 65 [102,070,376]



National Fire Trends (1989-1998)

The fire death rate for all Americans ages 65 and older is more than 3 times the national average, and it rises as they get older. Adults ages 65 to 74 are nearly twice as likely to die in a home fire as the rest of the population. Adults ages 75 to 84 are nearly 4 times as likely, and after age 85 the rate rises to more than 5 times as likely.

Every year, approximately 1,100 adults ages 65 and older die from residential fires.

Adults Ages 50 to 64

Adults between the ages of 50 and 64 are approaching the high-risk group. From 1989 to 1998, 4,761 adults 50 to 64 years old died from residential fires. This group accounted for 13% of the population and the fire deaths. Their fire death rate will increase with age.



FEMA

Source:

Residential fire death and population data provided by the Centers for Disease Control and Prevention. Web-based Injury Statistics Query and Reporting System (WISQARS) [Online]. (2002). National Center for Injury Prevention and Control, Centers for Disease Control and Prevention (producer). Available from: URL: www.cdc.gov/nceip/wisqars. ICD-9 Codes: E890-E899 and place of accident: home. Rates based on 20 or fewer deaths are considered by the National Center for Health Statistics to be statistically unreliable.

Note:

A 10-year span of data is presented to more accurately depict the risk of residential fire death in a given state. CDC data was drawn from 1989 through 1998, using the International Classification of Disease-9th Revision coding method. The ICD-9 codes include code sets for types of disease, injuries, and poisonings as well as external cause of injury (E codes). Produced by: Office of Statistics and Programming, National Center for Injury Prevention and Control, CDC Data Source: NCHS Vital Statistics System for numbers of deaths. Bureau of Census for population estimates.

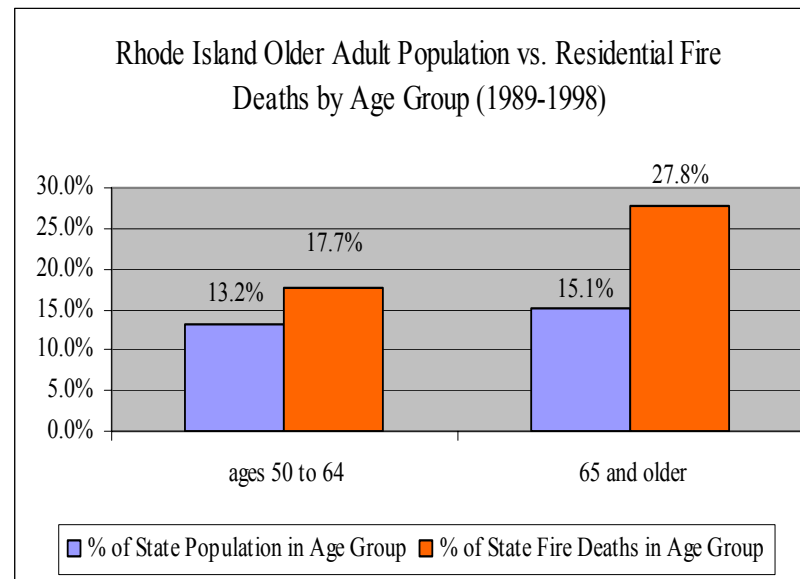
FACT: ADULTS 65 AND OLDER IN RHODE ISLAND MADE UP NEARLY ONE-THIRD OF THE RESIDENTIAL FIRE DEATHS OVER A 10-YEAR PERIOD.

Additional Rhode Island Fire Facts:

From 1989 to 1998, adults 65 and older made up 28% of the residential fire deaths. There were 79 overall residential fire deaths in Rhode Island and of those deaths, 22 were adults 65 and older.

The risk of fire death in Rhode Island for adults 65 and older is 1 in 69,505; for the population under age 65, it is 1 in 151,314.

Based on the low number of residents ages 65 and older and the low number of overall fire deaths, the data comparison is statistically unreliable. However, the risk of dying in a home fire remains high for those ages 65 and older.



National Fire Trends (1989-1998)

The fire death rate for all Americans ages 65 and older is more than 3 times the national average, and it rises as they get older. Adults ages 65 to 74 are nearly twice as likely to die in a home fire as the rest of the population. Adults ages 75 to 84 are nearly 4 times as likely, and after age 85 the rate rises to more than 5 times as likely.

Every year, approximately 1,100 adults ages 65 and older die from residential fires.

Adults Ages 50 to 64

Adults between the ages of 50 and 64 are approaching the high-risk group. From 1989 to 1998, 4,761 adults 50 to 64 years old died from residential fires. This group accounted for 13% of the population and the fire deaths. Their fire death rate will increase with age.



Rhode Island's aggregated population, 1989-1998, 65 and older [1,529,114]
Rhode Island's aggregated population, 1989-1998, under age 65 [8,624,904]

Source:

Residential fire death and population data provided by the Centers for Disease Control and Prevention. Web-based Injury Statistics Query and Reporting System (WISQARS) [Online]. (2002). National Center for Injury Prevention and Control, Centers for Disease Control and Prevention (producer). Available from: URL: www.cdc.gov/nceip/wisqars. ICD-9 Codes: E890-E899 and place of accident: home. Rates based on 20 or fewer deaths are considered by the National Center for Health Statistics to be statistically unreliable.

Note:

A 10-year span of data is presented to more accurately depict the risk of residential fire death in a given state. CDC data was drawn from 1989 through 1998, using the International Classification of Disease-9th Revision coding method. The ICD-9 codes include code sets for types of disease, injuries, and poisonings as well as external cause of injury (E codes). Produced by: Office of Statistics and Programming, National Center for Injury Prevention and Control, CDC Data Source: NCHS Vital Statistics System for numbers of deaths. Bureau of Census for population estimates.

FACT: ADULTS 65 AND OLDER IN SOUTH CAROLINA ARE NEARLY 3 TIMES AS LIKELY TO DIE IN A FIRE AS THE REST OF THE STATE'S POPULATION.

Additional South Carolina Fire Facts:

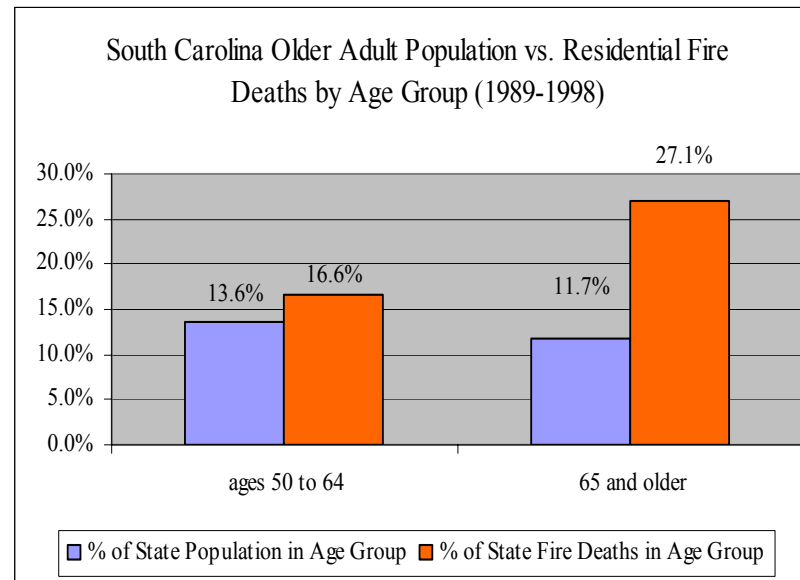
From 1989 to 1998, adults 65 and older made up 27% of the residential fire deaths. There were 1046 overall residential fire deaths in South Carolina and of those deaths, 283 were adults 65 and older.

The risk of fire death in South Carolina for adults 65 and older is 1 in 15,276; for the population under age 65, it is 1 in 42,616.

Older adults in South Carolina are at an increased risk of fire death as compared to the rest of the state's population:

- Exactly 1.5 times the risk for adults 65 to 74
- More than 3 times the risk for adults 75 to 84
- Exactly 5.5 times the risk for adults 85 and older

South Carolina's aggregated population, 1989-1998, 65 and older [4,323,129]
South Carolina's aggregated population, 1989-1998, under age 65 [32,516,006]



National Fire Trends (1989-1998)

The fire death rate for all Americans ages 65 and older is more than 3 times the national average, and it rises as they get older. Adults ages 65 to 74 are nearly twice as likely to die in a home fire as the rest of the population. Adults ages 75 to 84 are nearly 4 times as likely, and after age 85 the rate rises to more than 5 times as likely.

Every year, approximately 1,100 adults ages 65 and older die from residential fires.

Adults Ages 50 to 64

Adults between the ages of 50 and 64 are approaching the high-risk group. From 1989 to 1998, 4,761 adults 50 to 64 years old died from residential fires. This group accounted for 13% of the population and the fire deaths. Their fire death rate will increase with age.



Source:

Residential fire death and population data provided by the Centers for Disease Control and Prevention. Web-based Injury Statistics Query and Reporting System (WISQARS) [Online]. (2002). National Center for Injury Prevention and Control, Centers for Disease Control and Prevention (producer). Available from: URL: www.cdc.gov/nceip/wisqars. ICD-9 Codes: E890-E899 and place of accident: home. Rates based on 20 or fewer deaths are considered by the National Center for Health Statistics to be statistically unreliable.

Note:

A 10-year span of data is presented to more accurately depict the risk of residential fire death in a given state. CDC data was drawn from 1989 through 1998, using the International Classification of Disease-9th Revision coding method. The ICD-9 codes include code sets for types of disease, injuries, and poisonings as well as external cause of injury (E codes). Produced by: Office of Statistics and Programming, National Center for Injury Prevention and Control, CDC Data Source: NCHS Vital Statistics System for numbers of deaths. Bureau of Census for population estimates.

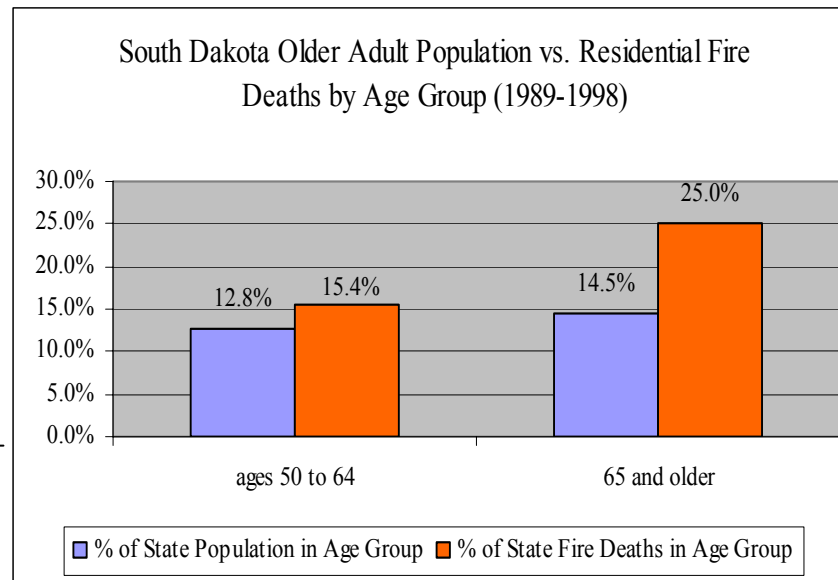
FACT: ADULTS 65 AND OLDER IN SOUTH DAKOTA MADE UP ONE-FOURTH OF RESIDENTIAL FIRE DEATHS OVER A 10-YEAR PERIOD.

Additional South Dakota Fire Facts:

From 1989 to 1998, adults 65 and older made up 25% of the residential fire deaths. There were 104 overall residential fire deaths in South Dakota and of those deaths, 26 were adults 65 and older.

The risk of fire death in South Dakota for adults 65 and older is 1 in 40,424; for the population under age 65, it is 1 in 79,259.

Based on the low number of residents ages 65 and older and the low number of overall fire deaths, the data comparison is statistically unreliable. However, the risk of dying in a home fire remains high for those ages 65 and older.



National Fire Trends (1989-1998)

The fire death rate for all Americans ages 65 and older is more than 3 times the national average, and it rises as they get older. Adults ages 65 to 74 are nearly twice as likely to die in a home fire as the rest of the population. Adults ages 75 to 84 are nearly 4 times as likely, and after age 85 the rate rises to more than 5 times as likely.

Every year, approximately 1,100 adults ages 65 and older die from residential fires.

Adults Ages 50 to 64

Adults between the ages of 50 and 64 are approaching the high-risk group. From 1989 to 1998, 4,761 adults 50 to 64 years old died from residential fires. This group accounted for 13% of the population and the fire deaths. Their fire death rate will increase with age.



FEMA

South Dakota's aggregated population, 1989-1998, 65 and older [1,051,022]
South Dakota's aggregated population, 1989-1998, under age 65 [6,182,174]

Source:

Residential fire death and population data provided by the Centers for Disease Control and Prevention. Web-based Injury Statistics Query and Reporting System (WISQARS) [Online]. (2002). National Center for Injury Prevention and Control, Centers for Disease Control and Prevention (producer). Available from: URL: www.cdc.gov/nceip/wisqars. ICD-9 Codes: E890-E899 and place of accident: home. Rates based on 20 or fewer deaths are considered by the National Center for Health Statistics to be statistically unreliable.

Note:

A 10-year span of data is presented to more accurately depict the risk of residential fire death in a given state. CDC data was drawn from 1989 through 1998, using the International Classification of Disease-9th Revision coding method. The ICD-9 codes include code sets for types of disease, injuries, and poisonings as well as external cause of injury (E codes). Produced by: Office of Statistics and Programming, National Center for Injury Prevention and Control, CDC Data Source: NCHS Vital Statistics System for numbers of deaths. Bureau of Census for population estimates.

FACT: ADULTS 65 AND OLDER IN TENNESSEE ARE 3 TIMES AS LIKELY TO DIE IN A FIRE AS THE REST OF THE STATE'S POPULATION.

Additional Tennessee Fire Facts:

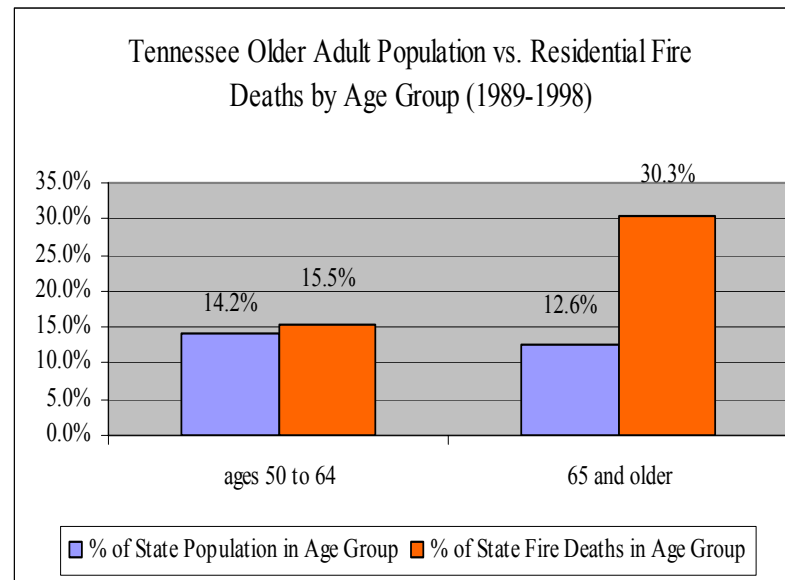
From 1989 to 1998, adults 65 and older made up 30% of the residential fire deaths. There were 1,104 overall residential fire deaths in Tennessee and of those deaths, 335 were adults 65 and older.

The risk of fire death in Tennessee for adults 65 and older is 1 in 19,544; for the population under age 65, it is 1 in 59,033.

Older adults in Tennessee are at an increased risk of fire death as compared to the rest of the state's population:

- Nearly twice the risk for adults 65 to 74
- More than 3 times the risk for adults 75 to 84
- More than 4.5 times the risk for adults 85 and older

Tennessee's aggregated population, 1989-1998, 65 and older [6,547,311]
Tennessee's aggregated population, 1989-1998, under age 65 [45,395,996]



National Fire Trends (1989-1998)

The fire death rate for all Americans ages 65 and older is more than 3 times the national average, and it rises as they get older. Adults ages 65 to 74 are nearly twice as likely to die in a home fire as the rest of the population. Adults ages 75 to 84 are nearly 4 times as likely, and after age 85 the rate rises to more than 5 times as likely.

Every year, approximately 1,100 adults ages 65 and older die from residential fires.

Adults Ages 50 to 64

Adults between the ages of 50 and 64 are approaching the high-risk group. From 1989 to 1998, 4,761 adults 50 to 64 years old died from residential fires. This group accounted for 13% of the population and the fire deaths. Their fire death rate will increase with age.



FEMA

Source:

Residential fire death and population data provided by the Centers for Disease Control and Prevention. Web-based Injury Statistics Query and Reporting System (WISQARS) [Online]. (2002). National Center for Injury Prevention and Control, Centers for Disease Control and Prevention (producer). Available from: URL: www.cdc.gov/nceip/wisqars. ICD-9 Codes: E890-E899 and place of accident: home. Rates based on 20 or fewer deaths are considered by the National Center for Health Statistics to be statistically unreliable.

Note:

A 10-year span of data is presented to more accurately depict the risk of residential fire death in a given state. CDC data was drawn from 1989 through 1998, using the International Classification of Disease-9th Revision coding method. The ICD-9 codes include code sets for types of disease, injuries, and poisonings as well as external cause of injury (E codes). Produced by: Office of Statistics and Programming, National Center for Injury Prevention and Control, CDC Data Source: NCHS Vital Statistics System for numbers of deaths. Bureau of Census for population estimates.

FACT: ADULTS 65 AND OLDER IN TEXAS ARE MORE THAN 4.5 TIMES AS LIKELY TO DIE IN A FIRE AS THE REST OF THE STATE'S POPULATION.

Additional Texas Fire Facts:

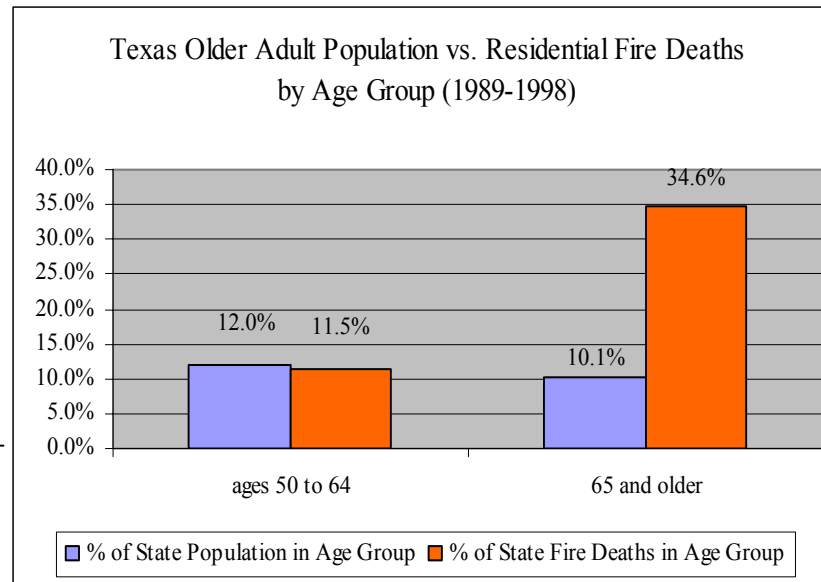
From 1989 to 1998, adults 65 and older made up 35% of the residential fire deaths. There were 2,221 overall residential fire deaths in Texas and of those deaths, 769 were adults 65 and older.

The risk of fire death in Texas for adults 65 and older is 1 in 24,227; for the population under age 65, it is 1 in 113,844.

Older adults in Texas are at an increased risk of fire death as compared to the rest of the state's population:

- More than twice the risk for adults 65 to 74
- Exactly 5 times the risk for adults 75 to 84
- More than 8 times the risk for adults 85 and older

Texas's aggregated population, 1989-1998, 65 and older [18,630,827]
Texas's aggregated population, 1989-1998, under age 65 [165,300,957]



National Fire Trends (1989-1998)

The fire death rate for all Americans ages 65 and older is more than 3 times the national average, and it rises as they get older. Adults ages 65 to 74 are nearly twice as likely to die in a home fire as the rest of the population. Adults ages 75 to 84 are nearly 4 times as likely, and after age 85 the rate rises to more than 5 times as likely.

Every year, approximately 1,100 adults ages 65 and older die from residential fires.

Adults Ages 50 to 64

Adults between the ages of 50 and 64 are approaching the high-risk group. From 1989 to 1998, 4,761 adults 50 to 64 years old died from residential fires. This group accounted for 13% of the population and the fire deaths. Their fire death rate will increase with age.



FEMA

Source:

Residential fire death and population data provided by the Centers for Disease Control and Prevention. Web-based Injury Statistics Query and Reporting System (WISQARS) [Online]. (2002). National Center for Injury Prevention and Control, Centers for Disease Control and Prevention (producer). Available from: URL: www.cdc.gov/nceip/wisqars. ICD-9 Codes: E890-E899 and place of accident: home. Rates based on 20 or fewer deaths are considered by the National Center for Health Statistics to be statistically unreliable.

Note:

A 10-year span of data is presented to more accurately depict the risk of residential fire death in a given state. CDC data was drawn from 1989 through 1998, using the International Classification of Disease-9th Revision coding method. The ICD-9 codes include code sets for types of disease, injuries, and poisonings as well as external cause of injury (E codes). Produced by: Office of Statistics and Programming, National Center for Injury Prevention and Control, CDC Data Source: NCHS Vital Statistics System for numbers of deaths. Bureau of Census for population estimates.

FACT: ADULTS 65 AND OLDER IN UTAH ARE 3 TIMES AS LIKELY TO DIE IN A FIRE AS THE REST OF THE STATE'S POPULATION.

Additional Utah Fire Facts:

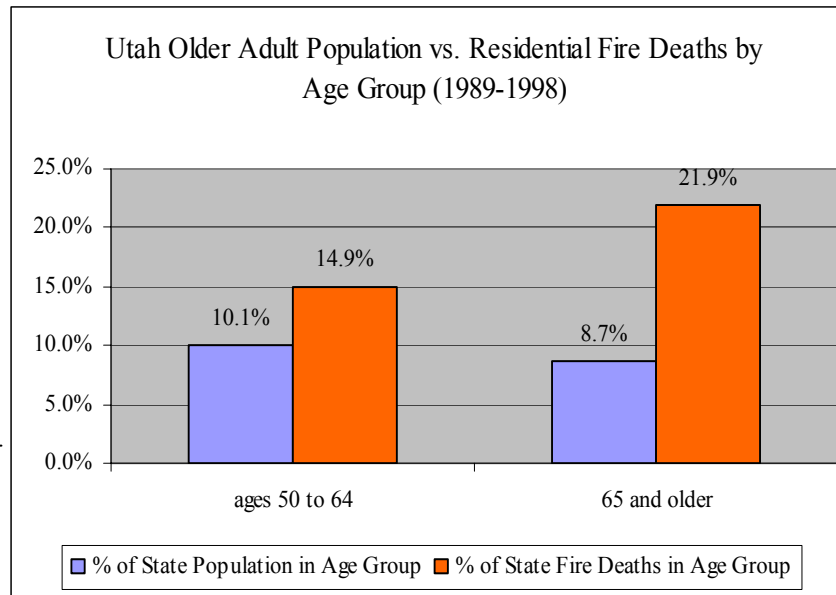
From 1989 to 1998, adults 65 and older made up 22% of the residential fire deaths. There were 114 overall residential fire deaths in Utah and of those deaths, 25 were adults 65 and older.

The risk of fire death in Utah for adults 65 and older is 1 in 66,909; for the population under age 65, it is 1 in 197,822.

Older adults in Utah are at an increased risk of fire death as compared to the rest of the state's population:

- Nearly twice the risk for adults 65 to 74
- More than 3.5 times the risk for adults 75 to 84
- More than 4 times the risk for adults 85 and older

Utah's aggregated population, 1989-1998, 65 and older [1,672,734]
Utah's aggregated population, 1989-1998, under age 65 [17,606,176]



National Fire Trends (1989-1998)

The fire death rate for all Americans ages 65 and older is more than 3 times the national average, and it rises as they get older. Adults ages 65 to 74 are nearly twice as likely to die in a home fire as the rest of the population. Adults ages 75 to 84 are nearly 4 times as likely, and after age 85 the rate rises to more than 5 times as likely.

Every year, approximately 1,100 adults ages 65 and older die from residential fires.

Adults Ages 50 to 64

Adults between the ages of 50 and 64 are approaching the high-risk group. From 1989 to 1998, 4,761 adults 50 to 64 years old died from residential fires. This group accounted for 13% of the population and the fire deaths. Their fire death rate will increase with age.



FEMA

Source:

Residential fire death and population data provided by the Centers for Disease Control and Prevention. Web-based Injury Statistics Query and Reporting System (WISQARS) [Online]. (2002). National Center for Injury Prevention and Control, Centers for Disease Control and Prevention (producer). Available from: URL: www.cdc.gov/nceip/wisqars. ICD-9 Codes: E890-E899 and place of accident: home. Rates based on 20 or fewer deaths are considered by the National Center for Health Statistics to be statistically unreliable.

Note:

A 10-year span of data is presented to more accurately depict the risk of residential fire death in a given state. CDC data was drawn from 1989 through 1998, using the International Classification of Disease-9th Revision coding method. The ICD-9 codes include code sets for types of disease, injuries, and poisonings as well as external cause of injury (E codes). Produced by: Office of Statistics and Programming, National Center for Injury Prevention and Control, CDC Data Source: NCHS Vital Statistics System for numbers of deaths. Bureau of Census for population estimates.

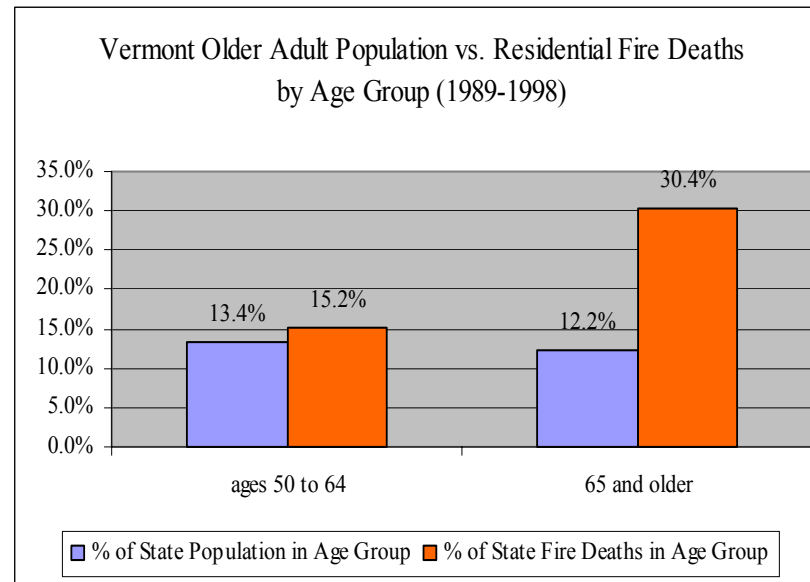
FACT: ADULTS 65 AND OLDER IN VERMONT MADE UP ONE-THIRD OF RESIDENTIAL FIRE DEATHS OVER A 10-YEAR PERIOD.

Additional Vermont Fire Facts:

From 1989 to 1998, adults 65 and older made up 30% of the residential fire deaths. There were 79 overall residential fire deaths in Vermont and of those deaths, 24 were adults 65 and older.

The risk of fire death in Vermont for adults 65 and older is 1 in 29,437; for the population under age 65, it is 1 in 92,710.

Based on the low number of residents ages 65 and older and the low number of overall fire deaths, the data comparison is statistically unreliable. However, the risk of dying in a home fire remains high for those ages 65 and older.



National Fire Trends (1989-1998)

The fire death rate for all Americans ages 65 and older is more than 3 times the national average, and it rises as they get older. Adults ages 65 to 74 are nearly twice as likely to die in a home fire as the rest of the population. Adults ages 75 to 84 are nearly 4 times as likely, and after age 85 the rate rises to more than 5 times as likely.

Every year, approximately 1,100 adults ages 65 and older die from residential fires.

Adults Ages 50 to 64

Adults between the ages of 50 and 64 are approaching the high-risk group. From 1989 to 1998, 4,761 adults 50 to 64 years old died from residential fires. This group accounted for 13% of the population and the fire deaths. Their fire death rate will increase with age.



FEMA

Source:

Residential fire death and population data provided by the Centers for Disease Control and Prevention. Web-based Injury Statistics Query and Reporting System (WISQARS) [Online]. (2002). National Center for Injury Prevention and Control, Centers for Disease Control and Prevention (producer). Available from: URL: www.cdc.gov/nceip/wisqars. ICD-9 Codes: E890-E899 and place of accident: home. Rates based on 20 or fewer deaths are considered by the National Center for Health Statistics to be statistically unreliable.

Note:

A 10-year span of data is presented to more accurately depict the risk of residential fire death in a given state. CDC data was drawn from 1989 through 1998, using the International Classification of Disease-9th Revision coding method. The ICD-9 codes include code sets for types of disease, injuries, and poisonings as well as external cause of injury (E codes). Produced by: Office of Statistics and Programming, National Center for Injury Prevention and Control, CDC Data Source: NCHS Vital Statistics System for numbers of deaths. Bureau of Census for population estimates.

FACT: ADULTS 65 AND OLDER IN VIRGINIA ARE 4.5 TIMES AS LIKELY TO DIE IN A FIRE AS THE REST OF THE STATE'S POPULATION.

Additional Virginia Fire Facts:

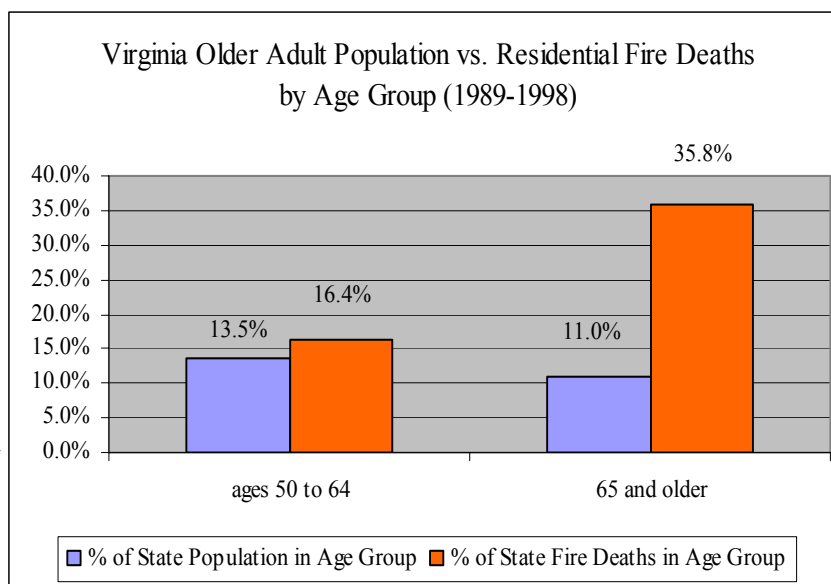
From 1989 to 1998, adults 65 and older made up 36% of the residential fire deaths. There were 960 overall residential fire deaths in Virginia and of those deaths, 344 were adults 65 and older.

The risk of fire death in Virginia for adults 65 and older is 1 in 20,859; for the population under age 65, it is 1 in 94,364.

Older adults in Virginia are at an increased risk of fire death as compared to the rest of the state's population:

- Exactly 2.5 times the risk for adults 65 to 74
- More than 4.5 times the risk for adults 75 to 84
- More than 6.5 times the risk for adults 85 and older

Virginia's aggregated population, 1989-1998, 65 and older [7,175,667]
Virginia's aggregated population, 1989-1998, under age 65 [58,128,067]



National Fire Trends (1989-1998)

The fire death rate for all Americans ages 65 and older is more than 3 times the national average, and it rises as they get older. Adults ages 65 to 74 are nearly twice as likely to die in a home fire as the rest of the population. Adults ages 75 to 84 are nearly 4 times as likely, and after age 85 the rate rises to more than 5 times as likely.

Every year, approximately 1,100 adults ages 65 and older die from residential fires.

Adults Ages 50 to 64

Adults between the ages of 50 and 64 are approaching the high-risk group. From 1989 to 1998, 4,761 adults 50 to 64 years old died from residential fires. This group accounted for 13% of the population and the fire deaths. Their fire death rate will increase with age.



FEMA

Source:

Residential fire death and population data provided by the Centers for Disease Control and Prevention. Web-based Injury Statistics Query and Reporting System (WISQARS) [Online]. (2002). National Center for Injury Prevention and Control, Centers for Disease Control and Prevention (producer). Available from: URL: www.cdc.gov/nceip/wisqars. ICD-9 Codes: E890-E899 and place of accident: home. Rates based on 20 or fewer deaths are considered by the National Center for Health Statistics to be statistically unreliable.

Note:

A 10-year span of data is presented to more accurately depict the risk of residential fire death in a given state. CDC data was drawn from 1989 through 1998, using the International Classification of Disease-9th Revision coding method. The ICD-9 codes include code sets for types of disease, injuries, and poisonings as well as external cause of injury (E codes). Produced by: Office of Statistics and Programming, National Center for Injury Prevention and Control, CDC Data Source: NCHS Vital Statistics System for numbers of deaths. Bureau of Census for population estimates.

FACT: ADULTS 65 AND OLDER IN WASHINGTON ARE NEARLY 4 TIMES AS LIKELY TO DIE IN A FIRE AS THE REST OF THE STATE'S POPULATION.

Additional Washington Fire Facts:

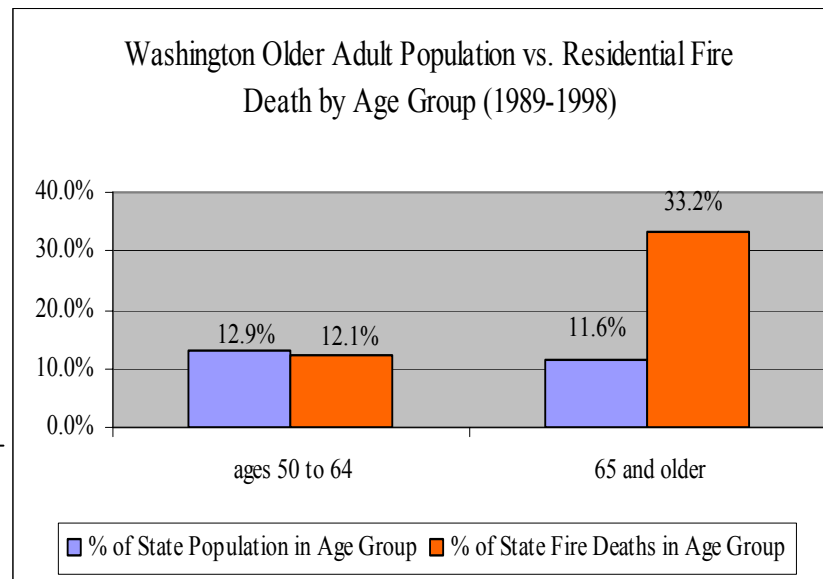
From 1989 to 1998, adults 65 and older made up 33% of the residential fire deaths. There were 497 overall residential fire deaths in Washington and of those deaths, 165 were adults 65 and older.

The risk of fire death in Washington for adults 65 and older is 1 in 37,164; for the population under age 65, it is 1 in 141,116.

Older adults in Washington are at an increased risk of fire death as compared to the rest of the state's population:

- **More than twice the risk for adults 65 to 74**
- **Nearly 4 times the risk for adults 75 to 84**
- **More than 5.5 times the risk for adults 85 and older**

Washington's aggregated population, 1989-1998, 65 and older [6,132,006]
Washington's aggregated population, 1989-1998, under age 65 [46,850,573]



National Fire Trends (1989-1998)

The fire death rate for all Americans ages 65 and older is more than 3 times the national average, and it rises as they get older. Adults ages 65 to 74 are nearly twice as likely to die in a home fire as the rest of the population. Adults ages 75 to 84 are nearly 4 times as likely, and after age 85 the rate rises to more than 5 times as likely.

Every year, approximately 1,100 adults ages 65 and older die from residential fires.

Adults Ages 50 to 64

Adults between the ages of 50 and 64 are approaching the high-risk group. From 1989 to 1998, 4,761 adults 50 to 64 years old died from residential fires. This group accounted for 13% of the population and the fire deaths. Their fire death rate will increase with age.



Source:

Residential fire death and population data provided by the Centers for Disease Control and Prevention. Web-based Injury Statistics Query and Reporting System (WISQARS) [Online]. (2002). National Center for Injury Prevention and Control, Centers for Disease Control and Prevention (producer). Available from: URL: www.cdc.gov/nceip/wisqars. ICD-9 Codes: E890-E899 and place of accident: home. Rates based on 20 or fewer deaths are considered by the National Center for Health Statistics to be statistically unreliable.

Note:

A 10-year span of data is presented to more accurately depict the risk of residential fire death in a given state. CDC data was drawn from 1989 through 1998, using the International Classification of Disease-9th Revision coding method. The ICD-9 codes include code sets for types of disease, injuries, and poisonings as well as external cause of injury (E codes). Produced by: Office of Statistics and Programming, National Center for Injury Prevention and Control, CDC Data Source: NCHS Vital Statistics System for numbers of deaths. Bureau of Census for population estimates.

FACT: ADULTS 65 AND OLDER IN WEST VIRGINIA ARE NEARLY 3 TIMES AS LIKELY TO DIE IN A FIRE AS THE REST OF THE STATE'S POPULATION.

Additional West Virginia Fire Facts:

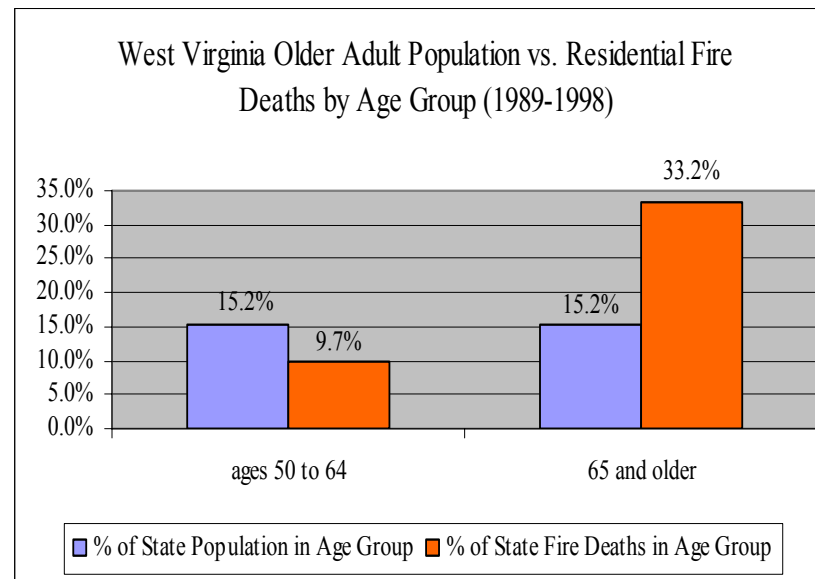
From 1989 to 1998, adults 65 and older made up 33% of the residential fire deaths. There were 380 overall residential fire deaths in West Virginia and of those deaths, 126 were adults 65 and older.

The risk of fire death in West Virginia for adults 65 and older is 1 in 21,822; for the population under age 65, it is 1 in 60,527.

Older adults in West Virginia are at an increased risk of fire death as compared to the rest of the state's population:

- **Less than 1.5 times the risk for adults 65 to 74**
- **More than 3 times the risk for adults 75 to 84**
- **Exactly 5.5 times the risk for adults 85 and older**

West Virginia's aggregated population, 1989-1998, 65 and older [2,749,525]
West Virginia's aggregated population, 1989-1998, under age 65 [15,373,884]



National Fire Trends (1989-1998)

The fire death rate for all Americans ages 65 and older is more than 3 times the national average, and it rises as they get older. Adults ages 65 to 74 are nearly twice as likely to die in a home fire as the rest of the population. Adults ages 75 to 84 are nearly 4 times as likely, and after age 85 the rate rises to more than 5 times as likely.

Every year, approximately 1,100 adults ages 65 and older die from residential fires.

Adults Ages 50 to 64

Adults between the ages of 50 and 64 are approaching the high-risk group. From 1989 to 1998, 4,761 adults 50 to 64 years old died from residential fires. This group accounted for 13% of the population and the fire deaths. Their fire death rate will increase with age.



Source:
Residential fire death and population data provided by the Centers for Disease Control and Prevention. Web-based Injury Statistics Query and Reporting System (WISQARS) [Online]. (2002). National Center for Injury Prevention and Control, Centers for Disease Control and Prevention (producer). Available from: URL: www.cdc.gov/nceip/wisqars. ICD-9 Codes: E890-E899 and place of accident: home. Rates based on 20 or fewer deaths are considered by the National Center for Health Statistics to be statistically unreliable.

Note:
A 10-year span of data is presented to more accurately depict the risk of residential fire death in a given state. CDC data was drawn from 1989 through 1998, using the International Classification of Disease-9th Revision coding method. The ICD-9 codes include code sets for types of disease, injuries, and poisonings as well as external cause of injury (E codes). Produced by: Office of Statistics and Programming, National Center for Injury Prevention and Control, CDC Data Source: NCHS Vital Statistics System for numbers of deaths. Bureau of Census for population estimates.

FACT: ADULTS 65 AND OLDER IN WISCONSIN ARE 2.5 TIMES AS LIKELY TO DIE IN A FIRE AS THE REST OF THE STATE'S POPULATION.

Additional Wisconsin Fire Facts:

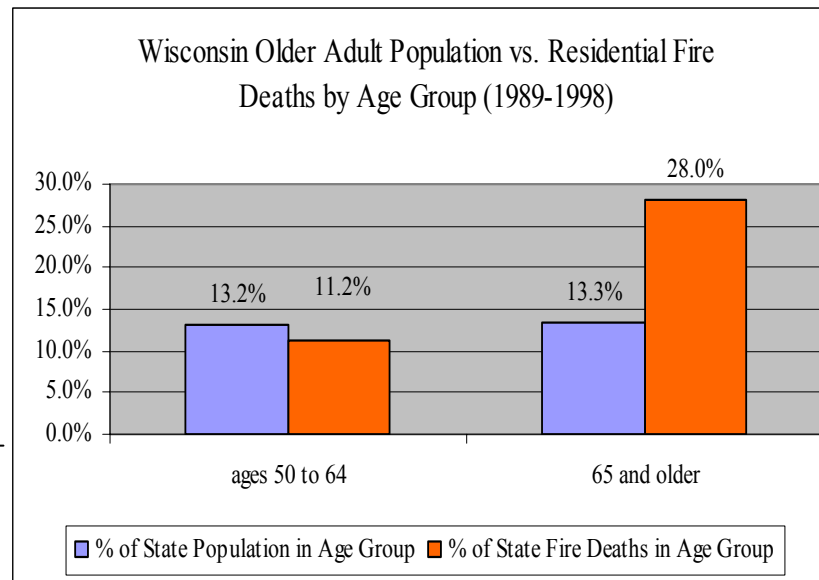
From 1989 to 1998, adults 65 and older made up 28% of the residential fire deaths. There were 624 overall residential fire deaths in Wisconsin and of those deaths, 175 were adults 65 and older.

The risk of fire death in Wisconsin for adults 65 and older is 1 in 38,783; for the population under age 65, it is 1 in 98,349.

Older adults in Wisconsin are at an increased risk of fire death as compared to the rest of the state's population:

- **Less than 1.5 times the risk for adults 65 to 74**
- **Exactly 3.5 times the risk for adults 75 to 84**
- **More than 4 times the risk for adults 85 and older**

Wisconsin's aggregated population, 1989-1998, 65 and older [6,787,029]
Wisconsin's aggregated population, 1989-1998, under age 65 [44,158,827]



National Fire Trends (1989-1998)

The fire death rate for all Americans ages 65 and older is more than 3 times the national average, and it rises as they get older. Adults ages 65 to 74 are nearly twice as likely to die in a home fire as the rest of the population. Adults ages 75 to 84 are nearly 4 times as likely, and after age 85 the rate rises to more than 5 times as likely.

Every year, approximately 1,100 adults ages 65 and older die from residential fires.

Adults Ages 50 to 64

Adults between the ages of 50 and 64 are approaching the high-risk group. From 1989 to 1998, 4,761 adults 50 to 64 years old died from residential fires. This group accounted for 13% of the population and the fire deaths. Their fire death rate will increase with age.



Source:

Residential fire death and population data provided by the Centers for Disease Control and Prevention. Web-based Injury Statistics Query and Reporting System (WISQARS) [Online]. (2002). National Center for Injury Prevention and Control, Centers for Disease Control and Prevention (producer). Available from: URL: www.cdc.gov/nceip/wisqars. ICD-9 Codes: E890-E899 and place of accident: home. Rates based on 20 or fewer deaths are considered by the National Center for Health Statistics to be statistically unreliable.

Note:

A 10-year span of data is presented to more accurately depict the risk of residential fire death in a given state. CDC data was drawn from 1989 through 1998, using the International Classification of Disease-9th Revision coding method. The ICD-9 codes include code sets for types of disease, injuries, and poisonings as well as external cause of injury (E codes). Produced by: Office of Statistics and Programming, National Center for Injury Prevention and Control, CDC Data Source: NCHS Vital Statistics System for numbers of deaths. Bureau of Census for population estimates.

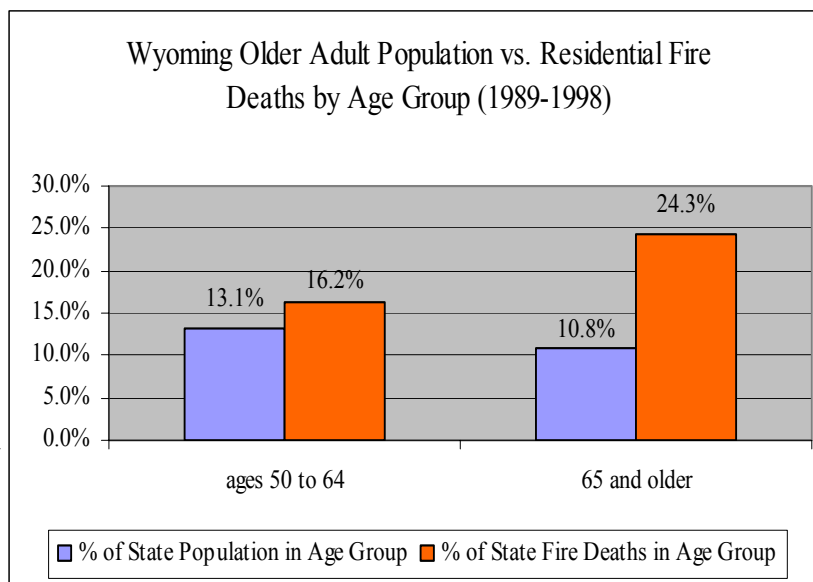
FACT: ADULTS 65 AND OLDER IN WYOMING MADE UP NEARLY ONE-FOURTH OF THE RESIDENTIAL FIRE DEATHS OVER A 10-YEAR PERIOD.

Additional Wyoming Fire Facts:

From 1989 to 1998, adults 65 and older made up 24% of the residential fire deaths. There were 37 overall residential fire deaths in Wyoming and of those deaths, 9 were adults 65 and older.

The risk of fire death in Wyoming for adults 65 and older is 1 in 56,983; for the population under age 65, it is 1 in 151,120.

Based on the low number of residents ages 65 and older and the low number of overall fire deaths, the data comparison is statistically unreliable. However, the risk of dying in a home fire remains high for those ages 65 and older.



National Fire Trends (1989-1998)

The fire death rate for all Americans ages 65 and older is more than 3 times the national average, and it rises as they get older. Adults ages 65 to 74 are nearly twice as likely to die in a home fire as the rest of the population. Adults ages 75 to 84 are nearly 4 times as likely, and after age 85 the rate rises to more than 5 times as likely.

Every year, approximately 1,100 adults ages 65 and older die from residential fires.

Adults Ages 50 to 64

Adults between the ages of 50 and 64 are approaching the high-risk group. From 1989 to 1998, 4,761 adults 50 to 64 years old died from residential fires. This group accounted for 13% of the population and the fire deaths. Their fire death rate will increase with age.



Wyoming's aggregated population, 1989-1998, 65 and older [512,845]
Wyoming's aggregated population, 1989-1998, under age 65 [4,231,373]

Source:

Residential fire death and population data provided by the Centers for Disease Control and Prevention. Web-based Injury Statistics Query and Reporting System (WISQARS) [Online]. (2002). National Center for Injury Prevention and Control, Centers for Disease Control and Prevention (producer). Available from: URL: www.cdc.gov/nceip/wisqars. ICD-9 Codes: E890-E899 and place of accident: home. Rates based on 20 or fewer deaths are considered by the National Center for Health Statistics to be statistically unreliable.

Note:

A 10-year span of data is presented to more accurately depict the risk of residential fire death in a given state. CDC data was drawn from 1989 through 1998, using the International Classification of Disease-9th Revision coding method. The ICD-9 codes include code sets for types of disease, injuries, and poisonings as well as external cause of injury (E codes). Produced by: Office of Statistics and Programming, National Center for Injury Prevention and Control, CDC Data Source: NCHS Vital Statistics System for numbers of deaths. Bureau of Census for population estimates.

Fire Safety Facts for People 50-Plus

Every year, approximately 1,100 Americans ages 65 and older die from residential fires. With a few simple steps, older people can dramatically reduce their risk of death and injury from fire. These facts, combined with the knowledge that adults ages 50 and older are entering and caring for this high risk group, inspired the U.S. Fire Administration (USFA), a division of the Federal Emergency Management Agency (FEMA) and part of the U.S. Department of Homeland Security, to develop a national public safety campaign for adults ages 50 and older, their families and caregivers. USFA encourages you to:

Prevent Fire. Save Lives.

For your well-being and others you love:

Practice fire-safe behaviors when smoking, cooking and heating. Maintain smoke alarms, develop and practice a fire escape plan, and if possible, install home fire sprinklers.

Smoke Safely

Sitting in your favorite chair and having a cigarette after dinner seems to some like a great way to relax – but cigarettes and relaxing can be a deadly mix. Falling asleep while smoking can ignite clothing, rugs and other materials used in upholstered furniture. Using alcohol and medications that make you sleepy compound this hazard. **Careless smoking is the leading cause of fire deaths and the second leading cause of injuries among people ages 65 and older.** Cigarettes when not properly extinguished continue to burn. When a resting cigarette is accidentally knocked over, it can smolder for hours before a flare-up occurs. Before you light your next cigarette, remember:

- Never smoke in bed.
- Put your cigarette or cigar out at the first sign of feeling drowsy while watching television or reading.
- Use deep ashtrays and put your cigarettes all the way out.
- Don't walk away from lit cigarettes and other smoking materials.

Cook Safely

Many families gather in the kitchen to spend time together, but it can be one of the most hazardous rooms in the house if you don't practice safe cooking

behaviors. **Cooking is the third leading cause of fire deaths and the leading cause of injury among people ages 65 and older.**

It's a recipe for serious injury or even death to wear loose clothing (especially hanging sleeves), walk away from a cooking pot on the stove, or leave flammable materials, such as potholders or paper towels, around the stove. Whether you are cooking the family holiday dinner or a snack for the grandchildren:

- Never leave cooking unattended. A serious fire can start in just seconds.
- Always wear short or tight-fitting sleeves when you cook. Keep towels, pot holders and curtains away from flames.
- Never use the range or oven to heat your home.
- Double-check the kitchen before you go to bed or leave the house.

Heat Your Home Safely

During winter months, December, January and February, there are more home fires than any other time of year. Heating devices like space heaters and wood stoves make homes comfortable, but should be used with extra caution. **Heating is the second leading cause of fire death and the third leading cause of injury to people ages 65 and older.**

Many of these deaths and injuries could be prevented with safe heating practices. So before you grab a good book and cozy up to the fireplace, make sure you do the following:

- Keep fire in the fireplace by making sure you have a screen large enough to catch flying sparks and rolling logs.
- Space heaters need space. Keep flammable materials at least three feet away from heaters.
- When buying a space heater, look for a control feature that automatically shuts off the power if the heater falls over.

The "Get Out Alive" Home Fire Safety Steps

- **Smoke Alarms:** Install a smoke alarm on every level of your home, test batteries every month and change them at least once a year.
- **Home Fire Escape Plan:** Develop and practice a fire escape plan regularly, at least twice a year. Keep exits clear of debris.
- **Home Fire Sprinklers:** If at all possible, install residential sprinklers in your home.

Source: U.S. Fire Administration, *A Fire Safety Campaign for People 50-Plus*

PREVENT FIRE. SAVE LIVES.

A Fire Safety Campaign for People 50-Plus

Sponsored by the U.S. Fire Administration

US Fire Marshal Offices

Alabama
Richard Montgomery
Acting State Fire Marshal
334/241-4166

Alaska
Gary L. Powell
State Fire Marshal
907/269-5491

Arizona
Duane Pell
State Fire Marshal
602/364-1003

Arkansas
Lt. Lloyd Franklin
State Marshal
501/618-8624

California
Ruben Grijalva
State Fire Marshal
916/653-7097/7147

Colorado
Paul Cooke
Director of Fire Safety
303/239-4463

Delaware
Willard Preston III
State Fire Marshal
302/739-5665

District of Columbia
Kenneth Watts
Metro Fire Marshal
202/727-3659

Florida
Randy Napoli
Director
850/413-3603

Georgia
Alan R. Shuman
State Fire Marshal
404/656-2064

Hawaii
Attilio Leonardi
Chairman
808/831-7771

Idaho
Mark Larson
State Fire Marshal
208/334-4370

Illinois
J.T. Somer
State Fire Marshal
217/785-4143

Indiana
Ivan Nevil
State Fire Marshal
317/232-2226/2222

Iowa
James Kenkel
Interim State Fire Marshal
515/281-5821

Kansas
Joseph Odle
State Fire Marshal
785/296-3401

Kentucky
Dennis Langford
Acting State Fire Marshal
502/573-0364

Louisiana
VJ Bella
State Fire Marshal
225/925-4911

Maine
John C. Dean
State Fire Marshal
207/624-8964

Maryland
William Barnard
State Fire Marshal
410/339-4200

Massachusetts
Stephen D. Coan
State Fire Marshal
978/567-3110

Michigan
Andy Neumann
State Fire Marshal
517/241-9302

Minnesota
Jerry Rosendahl
State Fire Marshal
651/215-0500

Mississippi
Millard Mackey
Chief Deputy Fire Marshal
601/359-1061

Missouri
Bill Farr
State Fire Marshal
573/751-2930

Montana
Allen Lorenz
Acting State Fire Marshal
406/444-2050

Nebraska
Dennis Hohbein
State Fire Marshal
402/471-2027

Nevada
Doyle G. Sutton
State Fire Marshal
775/687-4290

New Hampshire
Bill Degnan
State Fire Marshal
603/271-3294

New Jersey
Lawrence Petrillo
State Fire Marshal
609/633-6110

New Mexico
John Standefer
State Fire Marshal
505/827-3550

New York
James Burns
State Fire Administrator
518/474-6746

North Carolina
Tim Bradley
State Fire Marshal
919/661-5880

North Dakota
Raymond Lambert
State Fire Marshal
701/328-5555

Ohio
Stephen Woltz
State Fire Marshal
614/752-8200

Oklahoma
Robert Doke
State Fire Marshal
405/522-5005

Oregon
Chief Deputy Nancy Orr
Acting State Fire Marshal
503/373-1540

Pennsylvania
Capt. Nolan E. Brewbaker or
Gregory Mitchell
State Fire Marshals
717/772-0501

Rhode Island
Irving Owens
State Fire Marshal
401/294-0861

South Carolina
William Galloway
Acting State Fire Marshal
803/896-9800

South Dakota
Allen Christie
State Fire Marshal
605/773-3562

Tennessee
Emmett Turner
State Fire Marshal
615/741-2981

Texas
Patricia Gilbert
Acting State Fire Marshal
512/305-7900

Utah
Gary Wise
State Fire Marshal
801/284-6350

Vermont
Robert Howe
Asst. Fire Marshal
802/828-2106

Virginia
Charles Altizer
State Fire Marshal
804/371-7170

Washington
Anjela Foster
Acting State Fire Marshal
360/753-0411

West Virginia
Sterling Lewis
State Fire Marshal
304/558-2191

Wisconsin
Carolyn Kelly
State Fire Marshal
608/266-1671

Wyoming
Jim Narva
Fire Marshal/Director
307/777-6385

For more fire prevention information,
please contact:

Publications Office
U.S. Fire Administration
16825 South Seton Avenue
Emmitsburg, MD 21727
1-800-561-3356

Visit the USFA Web site for
A Fire Safety Campaign for People 50-Plus:
www.usfa.fema.gov/50Plus